



# FIA European Challenge for Historic Touring Cars

&

## FIA Cup for Historic Grand Touring Cars

# **Oschersleben**

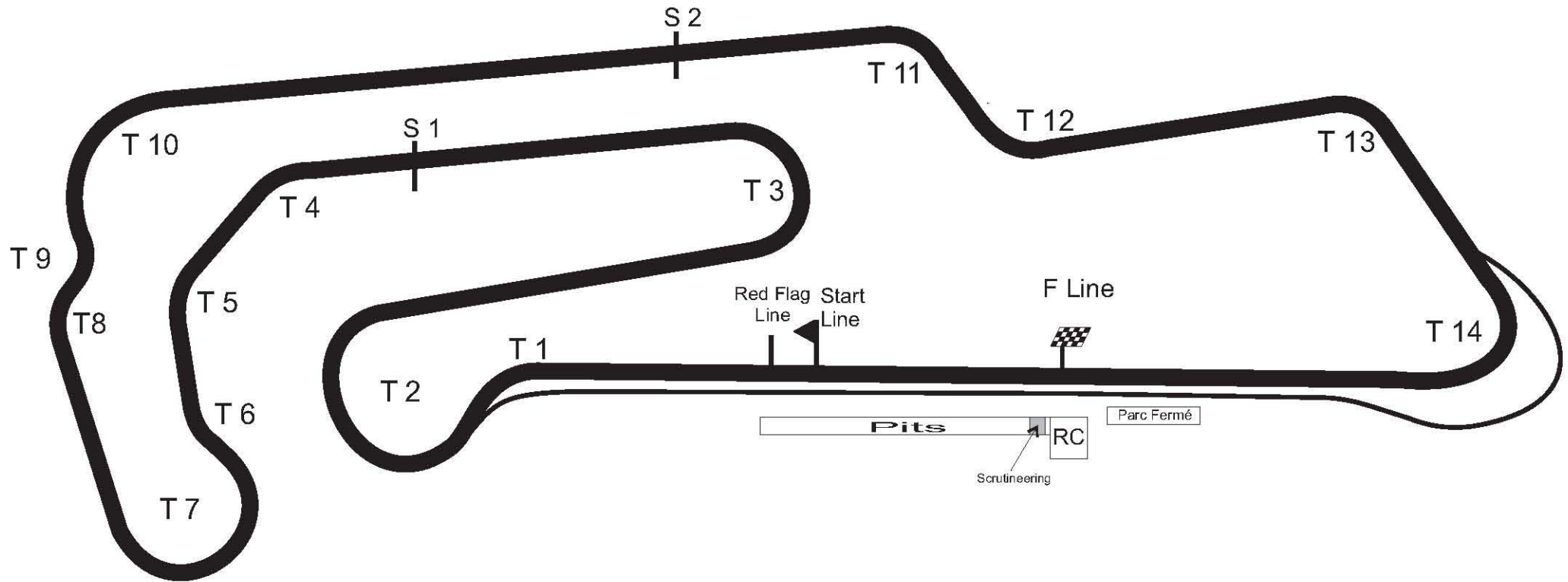
**30<sup>th</sup> June – 2<sup>nd</sup> July 2006**



Timing and Results by MST Systems Ltd  
[www.mstworld.com](http://www.mstworld.com)



- ▲ Start
- ▣ Timing "Line"
- Start Line Offset 0,160Km
- S1 = @ 1,329 Km
- S2 = @ 2,636Km
- Circuit Centerline 3,667 Km
- T = Number of Turn



# FIA GTC-TC'65 GTC-TC '76 Historic Touring and Grand Touring Cars TEST SESSION

POS	NO	CL	DRIVER(S)	CAR	TIME	LAPS	GAP	KPH
1	851	T24	Stein	Ford Escort RS	1:45.368	6		125.28
2	711	G10	Nilsson	Lotus Elan S2	1:45.436	17	0.068	125.20
3	752	T8	Gustavsson/Gustavsson	Ford Lotus Cortina	1:52.487	15	7.119	117.35
4	703	G10	Bondesson	Lotus Elan S2	1:52.967	14	7.599	116.85
5	806	G11	Oehme	Porsche 911	1:53.041	13	7.673	116.78
6	956	T10	Christen/Muller	Ford Mustang	1:54.398	14	9.030	115.39
7	361	T14	Heschi-Gillespie	BMW 2002	1:55.609	15	10.241	114.18
8	360	T14	Alth	BMW 2002	2:00.595	14	15.227	109.46
9	725	G10	Nielsen	Porsche 356C	2:02.311	14	16.943	107.93
10	953	T10	Vogel/Muller	Ford Falcon Sprint	2:11.981	5	26.613	100.02

Car 956 - Transponder working intermittently  
Weather/Track: Sun/Dry

Oschersleben  
Circuit Length = 3.6670 km.  
Start: 10:20 End: 10:50

Race Director:	Steward:	Timekeeper:
----------------	----------	-------------

# FIA GTC-TC'65 GTC-TC '76 Historic Touring and Grand Touring Cars

## TEST SESSION - SECTOR ANALYSIS

<b>360</b>	<b>Alth</b>				<b>BMW 2002</b>				<b>T14</b>				
1 - X:00.000	127.3	45.800	125.7	36.704	135.6	X:00.000	8 - 50.283	102.7	47.605	112.7	38.452	112.2	2:16.340
2 - 45.694	122.0	46.126	136.7	36.296	136.5	2:08.116	9 - 47.227	127.5	43.145	<b>149.3</b>	34.813	<b>139.8</b>	2:05.185
3 - 44.066	119.6	46.949	123.7	37.074	134.8	2:08.089	10 - <b>43.207</b>	128.7	<b>42.534</b>	145.5	35.087	134.6	2:00.828
4 - 45.268	123.8	45.508	135.8	35.458	137.9	2:06.234	11 - 43.271	125.4	42.600	141.5	34.724	133.1	<b>2:00.595</b>
5 - 44.541	122.3	44.778	136.7	35.479	137.0	2:04.798	12 - 43.490	125.1	43.066	137.5	35.087	128.1	2:01.643
6 - 43.744	<b>129.4</b>	44.007	137.5	35.278	137.2	2:03.029	13 - 44.337	120.6	47.076	142.2	<b>34.712</b>	133.6	2:06.125
7 - 47.031	104.8	48.524	113.9	38.622	111.3	2:14.177	14 - 43.743	121.8	55.098	105.2	41.536	101.8	2:20.377
<b>361</b>	<b>Heschi-Gillespie</b>				<b>BMW 2002</b>				<b>T14</b>				
1 - X:00.000	112.7	47.625	154.0	35.567	140.2	X:00.000	9 - 44.124	137.9	41.478	165.3	33.004	141.7	1:58.606
2 - 43.839	130.7	43.565	153.8	34.520	144.5	2:01.924	10 - 43.289	136.7	41.309	<b>166.9</b>	32.936	140.8	1:57.534
3 - 43.354	126.7	44.718	162.6	33.746	143.8	2:01.818	11 - 42.732	139.5	41.536	163.6	33.606	138.1	1:57.874
4 - <b>42.309</b>	139.1	43.068	159.2	32.720	145.3	1:58.097	12 - 42.817	141.5	41.595	165.3	<b>32.688</b>	<b>149.5</b>	1:57.100
5 - 42.448	140.2	42.151	160.4	33.561	144.9	1:58.160	13 - 42.556	<b>143.4</b>	<b>40.221</b>	164.1	32.832	148.9	<b>1:55.609</b>
6 - 42.675	138.4	42.304	159.2	33.647	144.0	1:58.626	14 - 43.172	129.1	41.826	165.8	33.035	132.0	1:58.033
7 - 42.317	138.8	42.877	156.0	33.881	143.4	1:59.075	15 - 47.291	135.6	44.469	156.9	1:10.214		2:41.974P
8 - 43.198	135.0	43.044	163.6	33.610	142.8	1:59.852							
<b>703</b>	<b>Bondesson</b>				<b>Lotus Elan S2</b>				<b>G10</b>				
1 - X:00.000	136.3	43.803	154.9	35.001	155.1	X:00.000	8 - 41.613	144.0	41.874	159.0	33.456	157.2	1:56.943
2 - 41.949	148.1	42.221	168.7	34.230	156.5	1:58.400	9 - 41.316	145.9	40.955	162.6	32.841	156.9	1:55.112
3 - 42.666	<b>148.5</b>	42.346	153.1	33.364	<b>157.8</b>	1:58.376	10 - 40.811	145.7	41.300	165.6	32.809	156.7	1:54.920
4 - 42.104	145.3	42.063	162.6	33.504	155.6	1:57.671	11 - 40.844	145.7	40.569	170.3	32.926	157.2	1:54.339
5 - 41.972	144.1	41.763	156.2	33.239	156.7	1:56.974	12 - <b>40.420</b>	146.5	40.208	<b>175.6</b>	<b>32.339</b>	156.9	<b>1:52.967</b>
6 - 41.764	144.3	41.996	166.4	33.653	156.0	1:57.413	13 - 40.572	146.7	<b>40.029</b>	175.3	32.531	157.2	1:53.132
7 - 41.404	145.3	41.620	162.6	33.406	156.2	1:56.430	14 - 40.846	146.1	1:03.175	82.2	1:12.167		2:56.188P
<b>711</b>	<b>Nilsson</b>				<b>Lotus Elan S2</b>				<b>G10</b>				
1 - X:00.000	117.3	46.029	174.4	34.352	151.4	X:00.000	10 - 38.488	149.7	37.354	179.1	<b>30.216</b>	154.9	1:46.058
2 - 42.046	148.5	39.509	171.7	31.958	154.7	1:53.513	11 - 38.308	152.5	36.903	179.4	30.479	154.2	1:45.690
3 - 39.009	149.3	39.132	179.4	31.164	154.5	1:49.305	12 - 38.487	150.6	36.854	183.0	30.804	154.5	1:46.145
4 - 38.709	149.1	37.856	181.5	30.783	156.0	1:47.348	13 - 38.451	150.8	37.977	181.2	30.575	154.7	1:47.003
5 - 38.980	150.2	38.353	<b>184.3</b>	31.977	144.0	1:49.310	14 - 38.167	152.1	<b>36.742</b>	180.6	30.527	154.0	<b>1:45.436</b>
6 - 38.999	148.9	37.307	181.2	32.350	152.9	1:48.656	15 - 38.368	152.1	37.144	183.9	31.621	<b>157.8</b>	1:47.133
7 - 39.139	145.9	37.984	179.7	30.947	153.6	1:48.070	16 - <b>38.038</b>	<b>152.7</b>	37.094	180.6	30.428	156.7	1:45.560
8 - 38.712	150.8	37.303	181.2	30.977	153.8	1:46.992	17 - 38.090	151.4	36.902	181.2	1:00.701		2:15.693P
9 - 38.457	150.6	37.267	181.2	30.445	154.2	1:46.169							

Car 956 - Transponder working intermittently  
Weather/Track: Sun/Dry

www.mstworld.com

Page 1 of 3

Oschersleben  
Circuit Length = 3.6670 km.  
Start: 10:20 End: 10:50

Printed - 10:53 Friday, 30 June 2006

# FIA GTC-TC'65 GTC-TC '76 Historic Touring and Grand Touring Cars TEST SESSION - SECTOR ANALYSIS

(contd.)

<b>725</b>	<b>Nielsen</b>				<b>Porsche 356C</b>				<b>G10</b>
1 -	X:00.000 92.3	56.527 114.0	43.341 107.3	X:00.000	8 -	44.696 129.4	42.718 149.5	35.501 133.8	2:02.915
2 -	55.154 104.9	50.076 123.9	39.919 118.2	2:25.149	9 -	45.034 128.1	42.802 149.7	35.542 134.3	2:03.378
3 -	50.955 118.5	46.610 131.2	37.646 131.0	2:15.211	10 -	44.686 129.8	42.735 151.4	35.411 133.6	2:02.832
4 -	46.977 127.2	44.583 140.0	37.346 112.6	2:08.906	11 -	44.285 131.7	42.758 151.6	35.433 <b>137.0</b>	2:02.476
5 -	50.165 126.6	43.638 149.5	35.639 133.3	2:09.442	12 -	44.916 131.5	<b>42.637</b> 151.8	35.455 136.8	2:03.008
6 -	44.555 129.8	42.785 <b>152.5</b>	<b>35.215</b> 135.0	2:02.555	13 -	46.575 127.5	45.363 115.6	38.058 136.7	2:09.996
7 -	45.096 124.5	43.044 151.0	35.502 135.5	2:03.642	14 -	<b>44.124</b> <b>132.1</b>	42.750 151.6	35.437 133.3	<b>2:02.311</b>
<b>752</b>	<b>Gustavsson/Gustavsson</b>				<b>Ford Lotus Cortina</b>				<b>T8</b>
1 -	X:00.000 132.6	42.470 161.4	33.580 141.3	X:00.000	9 -	41.338 132.5	41.201 165.3	32.274 147.7	1:54.813
2 -	41.912 141.7	40.345 162.6	32.798 141.3	1:55.055	10 -	41.492 143.4	40.284 162.1	33.198 146.3	1:54.974
3 -	41.262 141.1	39.468 163.6	<b>32.033</b> 145.9	1:52.763	11 -	41.341 142.6	40.046 166.4	32.251 147.1	1:53.638
4 -	41.226 137.4	<b>39.061</b> 165.1	32.200 144.1	<b>1:52.487</b>	12 -	41.497 <b>144.3</b>	39.806 <b>166.6</b>	32.454 148.1	1:53.757
5 -	<b>40.685</b> 142.6	39.099 165.6	54.604	2:14.388P	13 -	40.949 143.6	39.881 165.3	32.301 147.7	1:53.131
6 -	2:00.439 139.8	41.498 154.9	33.934 141.3	3:15.871	14 -	41.140 <b>144.3</b>	39.596 165.8	32.622 <b>149.1</b>	1:53.358
7 -	43.018 142.1	40.459 165.3	33.032 144.9	1:56.509	15 -	41.807 143.2	40.098 165.1	32.357 147.9	1:54.262
8 -	41.911 141.7	40.090 162.1	32.871 145.9	1:54.872					
<b>806</b>	<b>Oehme</b>				<b>Porsche 911</b>				<b>G11</b>
1 -	X:00.000 100.3	47.134 128.1	36.200 121.6	X:00.000	8 -	3:09.177 88.3	51.076 96.7	36.436 148.7	4:36.689
2 -	46.305 98.2	45.187 146.1	35.380 146.5	2:06.872	9 -	43.783 122.7	42.077 152.9	34.047 148.3	1:59.907
3 -	41.713 140.0	41.297 170.0	32.719 <b>150.2</b>	1:55.729	10 -	41.368 141.3	<b>39.581</b> 170.0	<b>32.363</b> 149.5	1:53.312
4 -	41.511 137.4	40.328 <b>171.1</b>	32.666 148.7	1:54.505	11 -	<b>40.837</b> <b>143.2</b>	39.789 169.2	32.415 148.5	<b>1:53.041</b>
5 -	41.175 137.5	39.853 170.6	32.517 149.1	1:53.545	12 -	40.919 142.1	39.891 169.0	32.490 148.1	1:53.300
6 -	41.335 138.1	39.989 170.8	32.828 146.3	1:54.152	13 -	51.226 83.8	53.060 94.3	1:24.244	3:08.530P
7 -	48.029 103.3	51.425 110.5	55.664	2:35.118P					
<b>851</b>	<b>Stein</b>				<b>Ford Escort RS</b>				<b>T24</b>
1 -			154.2	X:00.000	4 -	38.521 <b>152.5</b>	<b>37.181</b> 179.7	<b>29.766</b> 161.1	1:45.468
2 -		1:19.949 175.8	<b>161.9</b>	1:50.865	5 -	<b>37.967</b> <b>152.5</b>	37.402 <b>183.3</b>	29.999 159.7	<b>1:45.368</b>
3 -	38.215 151.6	37.363 181.2	29.889 160.0	1:45.467	6 -	38.532 151.8	37.496 176.1	54.110	2:10.138P
<b>953</b>	<b>Vogel/Muller</b>				<b>Ford Falcon Sprint</b>				<b>T10</b>
1 -	X:00.000 109.0	51.494 132.3	38.889 130.2	X:00.000	4 -	<b>47.302</b> <b>125.4</b>	47.257 136.8	38.573 129.8	2:13.132
2 -	49.389 106.5	48.541 129.0	37.903 140.9	2:15.833	5 -	49.082 120.2	47.881 138.6	39.285 121.3	2:16.248
3 -	47.876 119.2	<b>46.568</b> <b>140.6</b>	<b>37.537</b> <b>141.9</b>	<b>2:11.981</b>					

Car 956 - Transponder working intermittently  
Weather/Track: Sun/Dry

www.mstworld.com

Page 2 of 3

Oschersleben  
Circuit Length = 3.6670 km.  
Start: 10:20 End: 10:50  
Printed - 10:53 Friday, 30 June 2006

**FIA GTC-TC'65 GTC-TC '76 Historic Touring and Grand Touring Cars  
TEST SESSION - SECTOR ANALYSIS**

(contd.)

<b>956</b>		<b>Christen/Muller</b>				<b>Ford Mustang</b>				<b>T10</b>	
<b>1</b>	- X:00.000 112.8	47.084 156.9	36.125 145.7	X:00.000	<b>8</b>	- 42.492 150.0			1:42.431	2:24.923P	
<b>2</b>	- 43.798 131.7	44.380 154.9	35.021 147.3	2:03.199	<b>9</b>	- 1:30.843			1:13.019	2:43.862	
<b>3</b>	- 42.640 140.2	43.070 148.9	34.653 <b>154.2</b>	2:00.363	<b>10</b>	-				1:54.546	
<b>4</b>	- 43.079 117.0	43.219 135.3	33.905 152.5	2:00.203	<b>11</b>	-				1:54.989	
<b>5</b>	- 42.216 147.5	<b>41.470</b> 156.2	33.511 152.5	1:57.197	<b>12</b>	- <b>41.263 151.0</b>			1:13.135 152.3	<b>1:54.398</b>	
<b>6</b>	- 43.329 146.3	41.894 170.0	<b>33.161</b> 151.4	1:58.384	<b>13</b>	- 43.975 147.5	43.261		35.340	2:02.576	
<b>7</b>	- 54.923 130.2	42.414 142.1	33.991 153.6	2:11.328	<b>14</b>	-	1:24.223 <b>170.3</b>			2:32.870P	

Car 956 - Transponder working intermittently  
Weather/Track: Sun/Dry

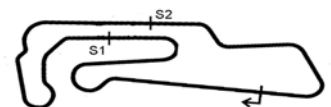
www.mstworld.com

Page 3 of 3

Oschersleben  
Circuit Length = 3.6670 km.  
Start: 10:20 End: 10:50  
Printed - 10:53 Friday, 30 June 2006

## FIA GTC-TC'65 GTC-TC '76 Historic Touring and Grand Touring Cars Test Session - Best Sector Speeds Report

SECTOR 1				SECTOR 2				SECTOR 3				
POS	NO	NAME	SPEED	LAP	NO	NAME	SPEED	LAP	NO	NAME	SPEED	LAP
1	711	NILSSON	152.7	16	711	NILSSON	184.3	5	851	STEIN	161.9	2
2	851	STEIN	152.5	4	851	STEIN	183.3	5	703	BONDESSON	157.8	3
3	956	CHRISTEN	151.0	12	703	BONDESSON	175.6	12	711	NILSSON	157.8	15
4	703	BONDESSON	148.5	3	806	OEHME	171.1	4	956	CHRISTEN	154.2	3
5	752	GUSTAVSSON	144.3	12	956	CHRISTEN	170.3	14	806	OEHME	150.2	3
6	361	HESCHI-GILL	143.4	13	361	HESCHI-GILL	166.9	10	361	HESCHI-GILL	149.5	12
7	806	OEHME	143.2	11	752	GUSTAVSSON	166.6	12	752	GUSTAVSSON	149.1	14
8	725	NIELSEN	132.1	14	725	NIELSEN	152.5	6	953	VOGEL	141.9	3
9	360	ALTH	129.4	6	360	ALTH	149.3	9	360	ALTH	139.8	9
10	953	VOGEL	125.4	4	953	VOGEL	140.6	3	725	NIELSEN	137.0	11

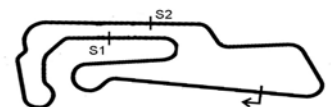


Circuit Length - 3.667 kilometres  
Motopark  
Oschersleben

# FIA GTC-TC'65 GTC-TC '76 Historic Touring and Grand Touring Cars Test Session - Best Sector Times Report

POS	SECTOR 1			SECTOR 2			SECTOR 3			NAME	IDEAL/BEST LAP COMPARISON				
	NO	TIME	LAP	NO	TIME	LAP	NO	TIME	LAP		NO	IDEAL	BEST	LAP	DIFF
1	851	37.967	5	711	36.742	14	851	29.766	4	851	STEIN	1:44.914	1:45.368	5	+ 0.454
2	711	38.038	16	851	37.181	4	711	30.216	10	711	NILSSON	1:44.996	1:45.436	14	+ 0.440
3	703	40.420	12	752	39.061	4	752	32.033	3	752	GUSTAVSSO	1:51.779	1:52.487	4	+ 0.708
4	752	40.685	5	806	39.581	10	703	32.339	12	806	OEHME	1:52.781	1:53.041	11	+ 0.260
5	806	40.837	11	703	40.029	13	806	32.363	10	703	BONDESSON	1:52.788	1:52.967	12	+ 0.179
6	956	41.263	12	361	40.221	13	361	32.688	12	361	HESCHI-GIL	1:55.218	1:55.609	13	+ 0.391
7	361	42.309	4	956	41.470	5	956	33.161	6	956	CHRISTEN	1:55.894	1:54.398	12	+ 1.496
8	360	43.207	10	360	42.534	10	360	34.712	13	360	ALTH	2:00.453	2:00.595	11	+ 0.142
9	725	44.124	14	725	42.637	12	725	35.215	6	725	NIELSEN	2:01.976	2:02.311	14	+ 0.335
10	953	47.302	4	953	46.568	3	953	37.537	3	953	VOGEL	2:11.407	2:11.981	3	+ 0.574

'Perfect Lap' - 1:44.475



Circuit Length - 3.667 kilometres  
Motopark  
Oschersleben

## FIA GTC-TC'65 GTC-TC '76 Historic Touring and Grand Touring Cars QUALIFYING 1

POS	NO	CL	DRIVER(S)	CAR	TIME	LAPS	GAP	KPH
1	851	T24	Stein	Ford Escort RS	1:43.199	6		127.92
2	711	G10	Nilsson	Lotus Elan S2	1:45.296	17	2.097	125.37
3	701	G10	Warmenius	Lotus Elan	1:46.186	7	2.987	124.32
4	451	T20	Gropper	Ford Mustang	1:46.696	6	3.497	123.72
5	901	G12	Malsbenden	Chevrolet Corvette	1:47.885	8	4.686	122.36
6	752	T8	Gustavsson/Gustavsson	Ford Lotus Cortina	1:50.364	14	7.165	119.61
7	361	T14	Heschi-Gillespie	BMW 2002	1:50.382	15	7.183	119.59
8	751	T8	Anton	Alfa Romeo GTA	1:51.207	15	8.008	118.70
9	753	T8	Warmenius/Turebrand	Ford Lotus Cortina	1:51.652	11	8.453	118.23
10	953	T10	Vogel/Muller	Ford Falcon Sprint	1:52.901	12	9.702	116.92
11	360	T14	Alth	BMW 2002	1:53.155	10	9.956	116.66
12	806	G11	Oehme	Porsche 911	1:53.263	14	10.064	116.55
13	905	G12	Derichs/Kubik	Jaguar E-Type	1:54.205	5	11.006	115.59
14	956	T10	Christen/Muller	Ford Mustang	1:54.358	4	11.159	115.43
15	703	G10	Bondesson	Lotus Elan S2	1:56.456	5	13.257	113.35
16	952	T10	Derichs/Kubik	Ford Mustang	1:57.746	5	14.547	112.11
17	725	G10	Nielsen	Porsche 356C	2:01.809	13	18.610	108.37
18	311	G1	Zampatti/Antonacci	Alfa Romeo 1900 CSS	2:17.389	7	34.190	96.08
19	310	G1	Cajani/Somaschini	Alfa Romeo 1900 C	2:19.208	4	36.009	94.83
20	313	G1	Ambrosi/Rossi	Alfa Romeo 1900 C	2:40.217	3	57.018	82.39

QUALIFICATION MAXIMA

Weather/Track: Sun/Dry

Oschersleben  
Circuit Length = 3.6670 km.  
Start: 12:50 End: 13:20

Race Director:	Steward:	Timekeeper:
----------------	----------	-------------

# FIA GTC-TC'65 GTC-TC '76 Historic Touring and Grand Touring Cars

## QUALIFYING 1 - Class Result

POS	NO	CL	DRIVER(S)	CAR	TIME	LAPS	GAP	KPH
1	851	T24	Stein	Ford Escort RS	1:43.199	6		127.92
				QUALIFICATION MAXIMA				

Weather/Track: Sun/Dry

Oschersleben  
Circuit Length = 3.6670 km.  
Start: 12:50 End: 13:20

Race Director:	Steward:	Timekeeper:
----------------	----------	-------------

# FIA GTC-TC'65 GTC-TC '76 Historic Touring and Grand Touring Cars

## QUALIFYING 1 - Class Result

(contd.)

POS	NO	CL	DRIVER(S)	CAR	TIME	LAPS	GAP	KPH
1	711	G10	Nilsson	Lotus Elan S2	1:45.296	17		125.37
2	701	G10	Warmenius	Lotus Elan	1:46.186	7	0.890	124.32
3	703	G10	Bondesson	Lotus Elan S2	1:56.456	5	11.160	113.35
4	725	G10	Nielsen	Porsche 356C	2:01.809	13	16.513	108.37

---

QUALIFICATION MAXIMA

---

Weather/Track: Sun/Dry

Oschersleben  
Circuit Length = 3.6670 km.  
Start: 12:50 End: 13:20

Race Director:	Steward:	Timekeeper:
----------------	----------	-------------

# FIA GTC-TC'65 GTC-TC '76 Historic Touring and Grand Touring Cars

## QUALIFYING 1 - Class Result

(contd.)

POS	NO	CL	DRIVER(S)	CAR	TIME	LAPS	GAP	KPH
1	451	T20	Gropper	Ford Mustang	1:46.696	6		123.72
				QUALIFICATION MAXIMA				

Weather/Track: Sun/Dry

Oschersleben  
Circuit Length = 3.6670 km.  
Start: 12:50 End: 13:20

Race Director:	Steward:	Timekeeper:
----------------	----------	-------------

# FIA GTC-TC'65 GTC-TC '76 Historic Touring and Grand Touring Cars

## QUALIFYING 1 - Class Result

(contd.)

POS	NO	CL	DRIVER(S)	CAR	TIME	LAPS	GAP	KPH
1	901	G12	Malsbenden	Chevrolet Corvette	1:47.885	8		122.36
2	905	G12	Derichs/Kubik	Jaguar E-Type	1:54.205	5	6.320	115.59
				QUALIFICATION MAXIMA				

Weather/Track: Sun/Dry

Oschersleben  
Circuit Length = 3.6670 km.  
Start: 12:50 End: 13:20

Race Director:	Steward:	Timekeeper:
----------------	----------	-------------

# FIA GTC-TC'65 GTC-TC '76 Historic Touring and Grand Touring Cars

## QUALIFYING 1 - Class Result

(contd.)

POS	NO	CL	DRIVER(S)	CAR	TIME	LAPS	GAP	KPH
1	752	T8	Gustavsson/Gustavsson	Ford Lotus Cortina	1:50.364	14		119.61
2	751	T8	Anton	Alfa Romeo GTA	1:51.207	15	0.843	118.70
3	753	T8	Warmenius/Turebrand	Ford Lotus Cortina	1:51.652	11	1.288	118.23
				QUALIFICATION MAXIMA				

Weather/Track: Sun/Dry

Oschersleben  
Circuit Length = 3.6670 km.  
Start: 12:50 End: 13:20

Race Director:	Steward:	Timekeeper:
----------------	----------	-------------

# FIA GTC-TC'65 GTC-TC '76 Historic Touring and Grand Touring Cars

## QUALIFYING 1 - Class Result

(contd.)

POS	NO	CL	DRIVER(S)	CAR	TIME	LAPS	GAP	KPH
1	361	T14	Heschi-Gillespie	BMW 2002	1:50.382	15		119.59
2	360	T14	Alth	BMW 2002	1:53.155	10	2.773	116.66
				QUALIFICATION MAXIMA				

Weather/Track: Sun/Dry

Oschersleben  
Circuit Length = 3.6670 km.  
Start: 12:50 End: 13:20

Race Director:	Steward:	Timekeeper:
----------------	----------	-------------

# FIA GTC-TC'65 GTC-TC '76 Historic Touring and Grand Touring Cars

## QUALIFYING 1 - Class Result

(contd.)

POS	NO	CL	DRIVER(S)	CAR	TIME	LAPS	GAP	KPH
1	953	T10	Vogel/Muller	Ford Falcon Sprint	1:52.901	12		116.92
2	956	T10	Christen/Muller	Ford Mustang	1:54.358	4	1.457	115.43
3	952	T10	Derichs/Kubik	Ford Mustang	1:57.746	5	4.845	112.11

---

QUALIFICATION MAXIMA

---

Weather/Track: Sun/Dry

Oschersleben  
Circuit Length = 3.6670 km.  
Start: 12:50 End: 13:20

Race Director:	Steward:	Timekeeper:
----------------	----------	-------------

# FIA GTC-TC'65 GTC-TC '76 Historic Touring and Grand Touring Cars

## QUALIFYING 1 - Class Result

(contd.)

POS	NO	CL	DRIVER(S)	CAR	TIME	LAPS	GAP	KPH
1	806	G11	Oehme	Porsche 911	1:53.263	14		116.55
				QUALIFICATION MAXIMA				

Weather/Track: Sun/Dry

Oschersleben  
Circuit Length = 3.6670 km.  
Start: 12:50 End: 13:20

Race Director:	Steward:	Timekeeper:
----------------	----------	-------------

# FIA GTC-TC'65 GTC-TC '76 Historic Touring and Grand Touring Cars

## QUALIFYING 1 - Class Result

(contd.)

POS	NO	CL	DRIVER(S)	CAR	TIME	LAPS	GAP	KPH
1	311	G1	Zampatti/Antonacci	Alfa Romeo 1900 CSS	2:17.389	7		96.08
2	310	G1	Cajani/Somaschini	Alfa Romeo 1900 C	2:19.208	4	1.819	94.83
3	313	G1	Ambrosi/Rossi	Alfa Romeo 1900 C	2:40.217	3	22.828	82.39

QUALIFICATION MAXIMA

Weather/Track: Sun/Dry

Oschersleben  
Circuit Length = 3.6670 km.  
Start: 12:50 End: 13:20

Race Director:

Steward:

Timekeeper:

# FIA GTC-TC'65 GTC-TC '76 Historic Touring and Grand Touring Cars

## QUALIFYING 1 - SECTOR ANALYSIS

<b>310</b>	<b>Cajani/Somaschini</b>				Alfa Romeo 1900 C				<b>G1</b>
1 -	X:00.000 93.0	59.774 116.8	43.290 114.4	X:00.000	3 -	50.708 113.4	48.844 136.5	39.656 116.7	2:19.208
2 -	51.592 111.1	50.565 134.8	39.646 119.3	2:21.803	4 -	56.604 99.8	59.154 113.0	1:02.913	2:58.671P
<b>311</b>	<b>Zampatti/Antonacci</b>				Alfa Romeo 1900 CSS				<b>G1</b>
1 -	X:00.000 99.8	55.692 108.4	43.375 117.6	X:00.000	5 -	49.570 113.9	49.576 133.3	39.683 121.3	2:18.829
2 -	51.670 110.7	50.425 125.8	40.737 120.5	2:22.832	6 -	49.291 113.3	52.142 113.6	40.328 121.4	2:21.761
3 -	49.661 113.8	48.700 125.7	59.801	2:38.162P	7 -	48.980 113.0	48.805 128.7	39.604 112.1	2:17.389
4 -	1:48.503 112.6	50.227 131.7	39.762 118.5	3:18.492					
<b>313</b>	<b>Ambrosi/Rossi</b>				Alfa Romeo 1900 C				<b>G1</b>
1 -	X:00.000 95.2	1:04.061 105.5	47.619 102.6	X:00.000	3 -	59.958 101.2	1:04.996 97.7	1:12.309	3:17.263P
2 -	56.270 106.7	56.888 115.2	47.059 104.7	2:40.217					
<b>360</b>	<b>Alth</b>				BMW 2002				<b>T14</b>
1 -	X:00.000 149.1	138.9	X:00.000	6 -	41.209 140.8	39.917 169.8	32.029 146.5	1:53.155	
2 -	43.596 138.9	41.004 165.3	32.787 144.1	1:57.387	7 -	42.404 133.4	44.215 158.3	33.145 141.9	1:59.764
3 -	42.892 141.9	40.926 165.3	32.466 145.1	1:56.284	8 -	45.285 130.2	45.122 142.1	35.759 143.6	2:06.166
4 -	41.660 141.5	40.862 167.4	32.276 147.3	1:54.798	9 -	43.115 142.2	40.168 165.1	32.161 146.1	1:55.444
5 -	41.699 136.8	39.870 167.9	32.098 145.5	1:53.667	10 -	41.649 139.8	39.841 168.2	32.305 146.3	1:53.795
<b>361</b>	<b>Heschi-Gillespie</b>				BMW 2002				<b>T14</b>
1 -	X:00.000 129.8	50.033 145.3	37.833 139.3	X:00.000	9 -	40.888 143.2	39.288 166.9	31.661 150.4	1:51.837
2 -	44.159 139.8	43.471 163.3	34.066 145.7	2:01.696	10 -	41.000 140.8	39.523 169.5	31.078 149.5	1:51.601
3 -	42.205 136.5	40.689 152.1	33.026 142.4	1:55.920	11 -	41.213 141.1	38.530 162.6	32.506 150.0	1:52.249
4 -	41.601 142.8	40.831 167.4	32.810 145.3	1:55.242	12 -	40.651 141.7	38.975 170.0	31.630 149.1	1:51.256
5 -	42.182 140.0	41.460 163.3	32.477 145.9	1:56.119	13 -	42.034 137.0	38.781 170.0	31.321 148.7	1:52.136
6 -	40.176 143.0	39.773 160.2	32.101 148.3	1:52.050	14 -	40.550 142.2	38.698 169.0	31.134 149.1	1:50.382
7 -	40.481 141.5	39.378 151.6	58.087	2:17.946P	15 -	41.103 140.0	38.678 166.9	31.078 147.7	1:50.859
8 -	2:40.794 140.0	41.781 168.7	32.139 149.7	3:54.714					
<b>451</b>	<b>Gropper</b>				Ford Mustang				<b>T20</b>
1 -	X:00.000 142.2	41.279 181.2	32.436 156.7	X:00.000	4 -	38.670 155.6	38.209 191.7	30.603 162.1	1:47.482
2 -	40.049 151.0	39.329 169.5	31.565 165.3	1:50.943	5 -	38.015 156.2	37.590 187.5	31.091 157.4	1:46.696
3 -	38.734 160.4	39.603 190.8	31.765 160.0	1:50.102	6 -	44.065 129.6	40.016 144.0	46.895	2:10.976P

Weather/Track: Sun/Dry

www.mstworld.com

Page 1 of 4

Oschersleben  
Circuit Length = 3.6670 km.  
Start: 12:50 End: 13:20  
Printed - 13:25 Friday, 30 June 2006

# FIA GTC-TC'65 GTC-TC '76 Historic Touring and Grand Touring Cars QUALIFYING 1 - SECTOR ANALYSIS

(contd.)

<b>701</b>	<b>Warmenius</b>	Lotus Elan						<b>G10</b>							
1 - X:00.000	133.6	45.913	156.2	36.097	139.3	X:00.000	5 - 38.865	155.1	37.605	179.1	30.900	157.2	1:47.370		
2 -	43.858	129.3	43.947	158.3	55.688	2:23.493P	6 -	39.265	151.6	37.465	<b>179.4</b>	31.005	156.7	1:47.735	
3 - X:00.000	143.8	38.589	177.3	32.297	153.4	X:00.000	7 -	<b>38.489</b>	<b>156.2</b>	<b>37.317</b>	<b>179.4</b>	<b>30.380</b>	<b>158.5</b>	<b>1:46.186</b>	
4 -	39.597	153.4	37.860	178.5	30.932	158.1	1:48.389								
<b>703</b>	<b>Bondesson</b>	Lotus Elan S2						<b>G10</b>							
1 - X:00.000	118.6	43.660	154.5	34.044	148.9	X:00.000	4 -	<b>41.295</b>	<b>145.7</b>	41.990	<b>173.6</b>	33.171	149.3	<b>1:56.456</b>	
2 -	42.738	145.1	40.730	160.4	33.706	<b>150.0</b>	1:57.174	5 -	57.355	135.8	56.827	144.3	59.442	2:53.624P	
3 -	43.794	143.0	<b>41.755</b>	160.7	33.883	148.1	1:59.432								
<b>711</b>	<b>Nilsson</b>	Lotus Elan S2						<b>G10</b>							
1 - X:00.000	145.1	38.332	179.1	31.303	153.1	X:00.000	10 -	38.029	151.8	36.908	180.0	30.359	156.2	<b>1:45.296</b>	
2 -	41.590	149.3	37.797	179.7	30.638	154.9	1:50.025	11 -	38.616	148.5	37.533	180.3	30.626	156.2	1:46.775
3 -	38.524	150.6	36.992	182.4	30.856	155.6	1:46.372	12 -	38.151	152.1	37.144	181.8	30.629	155.3	1:45.924
4 -	38.558	148.3	37.247	179.7	30.636	153.6	1:46.441	13 -	38.152	151.4	37.359	<b>183.3</b>	<b>30.093</b>	<b>157.4</b>	1:45.604
5 -	38.596	152.3	36.906	180.9	30.571	155.1	1:46.073	14 -	<b>37.936</b>	151.4	37.248	181.5	30.584	156.2	1:45.768
6 -	38.394	151.2	<b>36.719</b>	179.7	31.159	149.5	1:46.272	15 -	37.996	152.5	37.312	181.2	30.601	155.6	1:45.909
7 -	38.145	<b>152.7</b>	37.404	182.4	30.289	156.9	1:45.838	16 -	38.164	151.8	37.369	178.5	30.527	155.8	1:46.060
8 -	38.252	152.3	38.650	180.6	30.531	156.7	1:47.433	17 -	38.552	148.7	39.286	176.7	30.753	152.9	1:48.591
9 -	38.242	151.4	37.138	180.3	30.120	156.7	1:45.500								
<b>725</b>	<b>Nielsen</b>	Porsche 356C						<b>G10</b>							
1 - X:00.000	99.0	49.548	129.1	37.865	122.5	X:00.000	8 -	44.538	130.5	42.529	<b>154.5</b>	34.742	137.4	<b>2:01.809</b>	
2 -	46.393	123.0	44.535	137.7	35.879	133.4	2:06.807	9 -	<b>44.309</b>	129.9	42.628	150.8	35.034	136.1	2:01.971
3 -	44.651	129.8	42.767	151.8	35.410	137.7	2:02.828	10 -	44.653	129.3	43.064	152.7	34.740	136.8	2:02.457
4 -	44.486	130.2	42.619	152.5	34.937	136.5	2:02.042	11 -	44.549	130.2	<b>42.426</b>	153.1	34.837	137.4	2:01.812
5 -	44.821	130.2	42.466	152.3	<b>34.575</b>	135.3	2:01.862	12 -	44.513	131.3	43.328	152.5	35.264	135.5	2:03.105
6 -	45.467	<b>131.5</b>	42.527	152.7	34.794	<b>139.5</b>	2:02.788	13 -	45.209	122.5	44.620	119.8	41.645	126.3	2:11.474
7 -	44.374	131.2	42.690	152.3	34.986	138.6	2:02.050								
<b>751</b>	<b>Anton</b>	Alfa Romeo GTA						<b>T8</b>							
1 - X:00.000	120.6	41.956	159.2	33.735	143.2	X:00.000	9 -	51.595	78.1	44.797	163.8	32.212	147.3	2:08.604	
2 -	41.675	139.3	40.215	163.3	32.462	147.3	1:54.352	10 -	40.675	139.7	40.218	164.1	31.930	149.1	1:52.823
3 -	40.742	141.3	41.255	166.1	32.756	148.1	1:54.753	11 -	40.526	140.4	39.043	<b>166.9</b>	32.082	<b>149.3</b>	1:51.651
4 -	40.542	141.3	39.909	164.8	32.328	145.7	1:52.779	12 -	40.494	<b>141.9</b>	39.496	166.6	<b>31.879</b>	<b>149.3</b>	1:51.869
5 -	41.030	139.1	39.750	164.1	32.208	146.1	1:52.988	13 -	<b>40.001</b>	140.0	<b>39.032</b>	164.1	32.174	148.3	<b>1:51.207</b>
6 -	40.744	138.9	39.357	163.3	32.473	145.9	1:52.574	14 -	40.755	140.4	39.345	163.1	32.118	147.7	1:52.218
7 -	40.277	141.7	39.181	163.6	44.015		2:03.473P	15 -	40.597	140.0	39.189	164.6	32.102	147.9	1:51.888
8 -	1:53.881	128.5	41.068	125.8	36.922	96.9	3:11.871								

Weather/Track: Sun/Dry

www.mstworld.com

Page 2 of 4

Oschersleben  
Circuit Length = 3.6670 km.  
Start: 12:50 End: 13:20  
Printed - 13:25 Friday, 30 June 2006

# FIA GTC-TC'65 GTC-TC '76 Historic Touring and Grand Touring Cars QUALIFYING 1 - SECTOR ANALYSIS

(contd.)

<b>752</b>	<b>Gustavsson/Gustavsson</b>				<b>Ford Lotus Cortina</b>				<b>T8</b>					
1 - X:00.000	138.6	41.027	156.5	33.000	145.1	X:00.000	8 - 1:55.382	140.6	40.741	163.3	33.335	147.3	3:09.458	
2 -	40.809	141.3	39.117	163.1	32.138	144.7	9 -	42.017	140.6	40.606	164.8	32.566	148.3	1:55.189
3 -	40.238	142.4	39.003	164.8	31.759	147.7	10 -	41.330	143.6	39.942	165.8	32.622	146.9	1:53.894
4 -	42.949	135.3	41.532	147.1	32.524	147.9	11 -	44.145	106.7	41.146	<b>168.4</b>	32.611	<b>149.3</b>	1:57.902
5 -	40.406	144.0	38.794	164.1	32.823	141.1	12 -	41.632	141.9	41.132	167.9	32.484	<b>149.3</b>	1:55.248
6 -	40.471	143.4	<b>38.385</b>	166.4	<b>31.508</b>	147.3	13 -	41.316	143.8	39.833	166.9	32.100	148.5	1:53.249
7 -	<b>40.193</b>	142.8	39.913	163.1	53.678		14 -	41.321	<b>144.7</b>	40.116	165.6	32.432	148.5	1:53.869
<b>753</b>	<b>Warmenius/Turebrand</b>				<b>Ford Lotus Cortina</b>				<b>T8</b>					
1 -				144.1	X:00.000	7 -	<b>40.511</b>	<b>144.0</b>	<b>39.096</b>	165.8	32.047	146.5	1:51.654	
2 -				146.7	1:54.734	8 -	44.479	120.4	49.815	121.2	55.715		2:30.009P	
3 -				146.3	1:54.174	9 -	2:07.402	133.1	41.957	160.4	33.901	137.9	3:23.260	
4 -				146.7	1:53.196	10 -	41.635	140.4	41.037	165.8	32.625	144.9	1:55.297	
5 -		1:19.830	166.9	146.3	1:52.169	11 -	41.317	136.3	39.843	<b>167.9</b>	32.235	141.3	1:53.395	
6 -	40.670	143.0	39.102	165.6	<b>31.880</b>	<b>147.1</b>	<b>1:51.652</b>							
<b>806</b>	<b>Oehme</b>				<b>Porsche 911</b>				<b>G11</b>					
1 - X:00.000	120.8	46.050	107.6	39.047	X:00.000	8 -	41.001	140.8	39.917	169.2	32.801	147.9	1:53.719	
2 -	50.807	105.6	47.445	140.2	34.551	146.9	9 -	50.662	97.0	58.247	100.4	40.206	149.1	2:29.115
3 -	41.615	139.8	41.688	168.2	32.720	148.5	10 -	41.172	140.0	39.760	167.9	32.665	148.5	1:53.597
4 -	41.109	141.1	40.047	168.7	32.635	147.5	11 -	40.867	141.5	<b>39.688</b>	<b>170.3</b>	32.853	148.5	1:53.408
5 -	50.762	94.4	49.012	107.2	35.868	146.7	12 -	40.914	139.3	39.983	168.4	<b>32.366</b>	<b>151.2</b>	<b>1:53.263</b>
6 -	41.411	138.4	40.328	167.4	32.412	150.0	13 -	<b>40.472</b>	<b>143.2</b>	39.996	168.4	32.822	149.5	1:53.290
7 -	41.565	142.8	39.953	167.4	32.526	148.1	14 -	50.885	95.1	51.568	108.6	38.636	148.9	2:21.089
<b>851</b>	<b>Stein</b>				<b>Ford Escort RS</b>				<b>T24</b>					
1 - X:00.000	151.4	38.089	177.3	30.339	161.9	X:00.000	4 -	37.986	155.1	38.648	176.4	29.509	161.9	1:46.143
2 -	37.768	155.3	<b>36.080</b>	181.5	<b>29.351</b>	162.4	5 -	37.716	<b>155.8</b>	36.831	<b>182.4</b>	30.445	161.9	1:44.992
3 -	<b>37.348</b>	154.9	36.716	181.8	29.754	162.4	6 -	37.722	153.8	39.697	172.2	30.146	<b>164.1</b>	1:47.565
<b>901</b>	<b>Malsbenden</b>				<b>Chevrolet Corvette</b>				<b>G12</b>					
1 - X:00.000	109.0	43.209	140.9	33.682	147.1	X:00.000	5 -	<b>38.214</b>	<b>167.4</b>	38.740	192.1	31.079	175.3	1:48.033
2 -	42.533	148.3	39.292	169.5	31.689	176.1	6 -	38.683	167.1	38.309	179.4	<b>30.893</b>	<b>176.7</b>	<b>1:47.885</b>
3 -	38.931	165.1	39.447	191.1	31.427	175.8	7 -	38.850	156.0	<b>38.040</b>	<b>200.3</b>	31.672	173.0	1:48.562
4 -	39.931	149.3	38.769	180.0	31.539	176.1	8 -	39.718	162.8	38.211	184.3	50.064		2:07.993P
<b>905</b>	<b>Derichs/Kubik</b>				<b>Jaguar E-Type</b>				<b>G12</b>					
1 -				144.3	X:00.000	4 -	41.707	<b>145.7</b>	40.346	168.7	32.839	<b>150.0</b>	1:54.892	
2 -	42.953	143.2	41.593	164.1	33.112	149.5	5 -	<b>41.375</b>	145.3	<b>40.147</b>	<b>171.4</b>	<b>32.683</b>	144.7	<b>1:54.205</b>
3 -	41.946	144.5	40.328	164.8	33.279	149.7	1:55.553							

Weather/Track: Sun/Dry

www.mstworld.com

Page 3 of 4

Oschersleben  
Circuit Length = 3.6670 km.  
Start: 12:50 End: 13:20  
Printed - 13:25 Friday, 30 June 2006

# FIA GTC-TC'65 GTC-TC '76 Historic Touring and Grand Touring Cars QUALIFYING 1 - SECTOR ANALYSIS

(contd.)

<b>952</b>	<b>Derichs/Kubik</b>				<b>Ford Mustang</b>				<b>T10</b>
1 -			147.1	X:00.000	4 - 42.112 146.3	42.021 170.3	33.720 145.7	1:57.853	
2 -			147.5	2:02.217	5 - 41.986 147.1	41.581 163.6	34.179 145.9	1:57.746	
3 - 43.131 147.1	41.537 151.0	34.699 148.7		1:59.367					
<b>953</b>	<b>Vogel/Muller</b>				<b>Ford Falcon Sprint</b>				<b>T10</b>
1 -			113.6	X:00.000	7 - 42.771 149.5	41.453 169.0	34.069 156.5	1:58.293	
2 -			158.3	1:56.644	8 - 41.908 152.1	40.352 173.0	33.130 159.7	1:55.390	
3 -			160.9	1:54.896	9 - 41.577 155.1	40.524 179.1	33.215 155.3	1:55.316	
4 - 40.657 154.5	41.486 177.0	32.849 161.1		1:54.992	10 - 40.600 155.8	39.719 178.5	32.582 164.3	1:52.901	
5 - 1:01.332 117.6	49.819 129.0	52.315		2:43.466P	11 - 40.732 154.7	39.997 183.0	33.328 160.7	1:54.057	
6 - 4:43.865 146.3	41.507 156.0	34.668 157.4		X:00.000	12 - 41.310 148.5	39.882 179.4	33.527 157.6	1:54.719	
<b>955</b>	<b>Gropper</b>				<b>Ford Mustang</b>				<b>T10</b>
1 - X:00.000 128.8	48.275 97.7	1:01.475		X:00.000P					
<b>956</b>	<b>Christen/Muller</b>				<b>Ford Mustang</b>				<b>T10</b>
1 -			159.7	X:00.000	3 -		155.6	1:55.071	
2 -			155.8	1:54.358	4 -		153.1	1:55.188	

Weather/Track: Sun/Dry

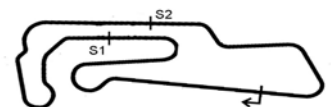
www.mstworld.com

Page 4 of 4

Oschersleben  
Circuit Length = 3.6670 km.  
Start: 12:50 End: 13:20  
Printed - 13:25 Friday, 30 June 2006

## FIA GTC-TC'65 GTC-TC '76 Historic Touring and Grand Touring Cars Qualifying 1 - Best Sector Speeds Report

SECTOR 1				SECTOR 2				SECTOR 3				
POS	NO	NAME	SPEED	LAP	NO	NAME	SPEED	LAP	NO	NAME	SPEED	LAP
1	901	MALSBENDEN	167.4	5	901	MALSBENDEN	200.3	7	901	MALSBENDEN	176.7	6
2	451	GROPPER	160.4	3	451	GROPPER	191.1	4	451	GROPPER	165.3	2
3	701	WARMENIUS	156.2	7	711	NILSSON	183.3	13	953	VOGEL	164.3	10
4	851	STEIN	155.8	5	953	VOGEL	183.0	11	851	STEIN	164.1	6
5	953	VOGEL	155.8	10	851	STEIN	182.4	5	956	CHRISTEN	159.7	1
6	711	NILSSON	152.7	7	701	WARMENIUS	179.4	6	701	WARMENIUS	158.5	7
7	952	DERICHS	147.1	3	703	BONDESSON	173.6	4	711	NILSSON	157.4	13
8	703	BONDESSON	145.7	4	905	DERICHS	171.4	5	806	OEHME	151.2	12
9	905	DERICHS	145.7	4	806	OEHME	170.3	11	361	HESCHI-GILL	150.4	9
10	752	GUSTAVSSON	144.7	14	952	DERICHS	170.3	4	703	BONDESSON	150.0	2
11	753	WARMENIUS	144.0	7	361	HESCHI-GILL	170.0	12	905	DERICHS	150.0	4
12	361	HESCHI-GILL	143.2	9	360	ALTH	169.8	6	751	ANTON	149.3	11
13	806	OEHME	143.2	13	752	GUSTAVSSON	168.4	11	752	GUSTAVSSON	149.3	11
14	360	ALTH	142.2	9	753	WARMENIUS	167.9	11	952	DERICHS	148.7	3
15	751	ANTON	141.9	12	751	ANTON	166.9	11	360	ALTH	147.3	4
16	725	NIELSEN	131.5	6	725	NIELSEN	154.5	8	753	WARMENIUS	147.1	6
17	955	GROPPER	128.8	1	310	CAJANI	136.5	3	725	NIELSEN	139.5	6
18	311	ZAMPATTI	113.9	5	311	ZAMPATTI	133.3	5	311	ZAMPATTI	121.4	6
19	310	CAJANI	113.4	3	313	AMBROSI	115.2	2	310	CAJANI	119.3	2
20	313	AMBROSI	106.7	2	955	GROPPER	97.7	1	313	AMBROSI	104.7	2

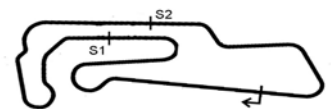


Circuit Length - 3.667 kilometres  
Motopark  
Oschersleben

## FIA GTC-TC'65 GTC-TC '76 Historic Touring and Grand Touring Cars Qualifying 1 - Best Sector Times Report

POS	NO	SECTOR 1		SECTOR 2		SECTOR 3		IDEAL/BEST LAP COMPARISON							
		TIME	LAP NO	TIME	LAP NO	TIME	LAP NO	NAME	IDEAL	BEST	LAP	DIFF			
1	851	37.348	3	851	36.080	2	851	29.351	2	851	STEIN	1:42.779	1:43.199	2	+ 0.420
2	711	37.936	14	711	36.719	6	711	30.093	13	711	NILSSON	1:44.748	1:45.296	10	+ 0.548
3	451	38.015	5	701	37.317	7	701	30.380	7	701	WARMENIU	1:46.186	1:46.186	7	+ 0.000
4	901	38.214	5	451	37.590	5	451	30.603	4	451	GROPPER	1:46.208	1:46.696	5	+ 0.488
5	701	38.489	7	901	38.040	7	901	30.893	6	901	MALSBENDE	1:47.147	1:47.885	6	+ 0.738
6	751	40.001	13	752	38.385	6	361	31.078	10	361	HESCHI-GIL	1:49.784	1:50.382	14	+ 0.598
7	361	40.176	6	361	38.530	11	752	31.508	6	752	GUSTAVSSO	1:50.086	1:50.364	6	+ 0.278
8	752	40.193	7	751	39.032	13	751	31.879	12	751	ANTON	1:50.912	1:51.207	13	+ 0.295
9	806	40.472	13	753	39.096	7	753	31.880	6	753	WARMENIU	1:51.487	1:51.652	6	+ 0.165
10	753	40.511	7	806	39.688	11	360	32.029	6	806	OEHME	1:52.526	1:53.263	12	+ 0.737
11	953	40.600	10	953	39.719	10	806	32.366	12	953	VOGEL	1:52.901	1:52.901	10	+ 0.000
12	360	41.209	6	360	39.841	10	953	32.582	10	360	ALTH	1:53.079	1:53.155	6	+ 0.076
13	703	41.295	4	905	40.147	5	905	32.683	5	905	DERICHS	1:54.205	1:54.205	5	+ 0.000
14	905	41.375	5	703	40.730	2	703	33.171	4	703	BONDESSON	1:55.196	1:56.456	4	+ 1.260
15	952	41.986	5	952	41.537	3	952	33.720	4	952	DERICHS	1:57.243	1:57.746	5	+ 0.503
16	725	44.309	9	725	42.426	11	725	34.575	5	725	NIELSEN	2:01.310	2:01.809	8	+ 0.499
17	311	48.980	7	955	48.275	1	311	39.604	7	311	ZAMPATTI	2:17.284	2:17.389	7	+ 0.105
18	310	50.708	3	311	48.700	3	310	39.646	2	310	CAJANI	2:19.198	2:19.208	3	+ 0.010
19	313	56.270	2	310	48.844	3	313	47.059	2	313	AMBROSI	2:40.217	2:40.217	2	+ 0.000
20	955	29:23.30	1	313	56.888	2	955	1:01.475	1	955	GROPPER	31:13.057	31:13.057	1	+ 0.000

'Perfect Lap' - 1:42.779



Circuit Length - 3.667 kilometres  
Motopark  
Oschersleben

## FIA GTC-TC'65 GTC-TC '76 Historic Touring and Grand Touring Cars QUALIFYING 2

POS	NO	CL	DRIVER(S)	CAR	TIME	LAPS	GAP	KPH
1	851	T24	Stein	Ford Escort RS	1:43.418	8		127.64
2	951	T25	Schachinger/Weissengruber	BMW 3.0 CSL	1:44.664	14	1.246	126.12
3	711	G10	Nilsson	Lotus Elan S2	1:44.665	13	1.247	126.12
4	451	T20	Gropper	Ford Mustang	1:44.992	4	1.574	125.73
5	701	G10	Warmenius	Lotus Elan	1:45.715	8	2.297	124.87
6	901	G12	Malsbenden	Chevrolet Corvette	1:46.880	6	3.462	123.51
7	902	G12	Schachinger	Chevrolet Corvette	1:49.194	9	5.776	120.89
8	752	T8	Gustavsson/Gustavsson	Ford Lotus Cortina	1:49.803	15	6.385	120.22
9	751	T8	Anton	Alfa Romeo GTA	1:51.127	6	7.709	118.79
10	753	T8	Warmenius/Turebrand	Ford Lotus Cortina	1:51.143	16	7.725	118.77
11	703	G10	Bondesson	Lotus Elan S2	1:51.815	16	8.397	118.06
12	806	G11	Oehme	Porsche 911	1:52.326	13	8.908	117.52
13	955	T10	Gropper	Ford Mustang	1:53.352	5	9.934	116.46
14	953	T10	Vogel/Muller	Ford Falcon Sprint	1:53.497	14	10.079	116.31
15	905	G12	Derichs/Kubik	Jaguar E-Type	1:54.088	5	10.670	115.71
16	956	T10	Christen/Muller	Ford Mustang	1:54.107	13	10.689	115.69
17	952	T10	Derichs/Kubik	Ford Mustang	1:57.705	5	14.287	112.15
18	912	G12	Alth	Jaguar E-Type	1:59.059	10	15.641	110.87
19	310	G1	Cajani/Somaschini	Alfa Romeo 1900 C	2:19.043	4	35.625	94.94
20	311	G1	Zampatti/Antonacci	Alfa Romeo 1900 CSS	2:19.237	5	35.819	94.81
21	313	G1	Ambrosi/Rossi	Alfa Romeo 1900 C	2:27.619	4	44.201	89.42

Weather/Track: Sun/Dry

Oschersleben  
Circuit Length = 3.6670 km.  
Start: 09:00 End: 09:30

Race Director:	Steward:	Timekeeper:
----------------	----------	-------------

# FIA GTC-TC'65 GTC-TC '76 Historic Touring and Grand Touring Cars

## QUALIFYING 2 - CLASS RESULTS

POS	NO	CL	DRIVER(S)	CAR	TIME	LAPS	GAP	KPH
1	851	T24	Stein	Ford Escort RS	1:43.418	8		127.64

Weather/Track: Sun/Dry

Oschersleben  
Circuit Length = 3.6670 km.  
Start: 09:00 End: 09:30

Race Director:	Steward:	Timekeeper:
----------------	----------	-------------

# FIA GTC-TC'65 GTC-TC '76 Historic Touring and Grand Touring Cars QUALIFYING 2 - CLASS RESULTS

(contd.)

POS	NO	CL	DRIVER(S)	CAR	TIME	LAPS	GAP	KPH
1	951	T25	Schachinger/Weissengruber	BMW 3.0 CSL	1:44.664	14		126.12

Weather/Track: Sun/Dry

Oschersleben  
Circuit Length = 3.6670 km.  
Start: 09:00 End: 09:30

Race Director:	Steward:	Timekeeper:
----------------	----------	-------------

# FIA GTC-TC'65 GTC-TC '76 Historic Touring and Grand Touring Cars QUALIFYING 2 - CLASS RESULTS

(contd.)

POS	NO	CL	DRIVER(S)	CAR	TIME	LAPS	GAP	KPH
1	711	G10	Nilsson	Lotus Elan S2	1:44.665	13		126.12
2	701	G10	Warmenius	Lotus Elan	1:45.715	8	1.050	124.87
3	703	G10	Bondesson	Lotus Elan S2	1:51.815	16	7.150	118.06

Weather/Track: Sun/Dry

Oschersleben  
Circuit Length = 3.6670 km.  
Start: 09:00 End: 09:30

Race Director:	Steward:	Timekeeper:
----------------	----------	-------------

# FIA GTC-TC'65 GTC-TC '76 Historic Touring and Grand Touring Cars QUALIFYING 2 - CLASS RESULTS

(contd.)

POS	NO	CL	DRIVER(S)	CAR	TIME	LAPS	GAP	KPH
1	451	T20	Gropper	Ford Mustang	1:44.992	4		125.73

Weather/Track: Sun/Dry

Oschersleben  
Circuit Length = 3.6670 km.  
Start: 09:00 End: 09:30

Race Director:	Steward:	Timekeeper:
----------------	----------	-------------

# FIA GTC-TC'65 GTC-TC '76 Historic Touring and Grand Touring Cars QUALIFYING 2 - CLASS RESULTS

(contd.)

POS	NO	CL	DRIVER(S)	CAR	TIME	LAPS	GAP	KPH
1	901	G12	Malsbenden	Chevrolet Corvette	1:46.880	6		123.51
2	902	G12	Schachinger	Chevrolet Corvette	1:49.194	9	2.314	120.89
3	905	G12	Derichs/Kubik	Jaguar E-Type	1:54.088	5	7.208	115.71
4	912	G12	Alth	Jaguar E-Type	1:59.059	10	12.179	110.87

Weather/Track: Sun/Dry

Oschersleben  
Circuit Length = 3.6670 km.  
Start: 09:00 End: 09:30

Race Director:	Steward:	Timekeeper:
----------------	----------	-------------

# FIA GTC-TC'65 GTC-TC '76 Historic Touring and Grand Touring Cars QUALIFYING 2 - CLASS RESULTS

(contd.)

POS	NO	CL	DRIVER(S)	CAR	TIME	LAPS	GAP	KPH
1	752	T8	Gustavsson/Gustavsson	Ford Lotus Cortina	1:49.803	15		120.22
2	751	T8	Anton	Alfa Romeo GTA	1:51.127	6	1.324	118.79
3	753	T8	Warmenius/Turebrand	Ford Lotus Cortina	1:51.143	16	1.340	118.77

Weather/Track: Sun/Dry

Oschersleben  
Circuit Length = 3.6670 km.  
Start: 09:00 End: 09:30

Race Director:	Steward:	Timekeeper:
----------------	----------	-------------

**FIA GTC-TC'65 GTC-TC '76 Historic Touring and Grand Touring Cars  
QUALIFYING 2 - CLASS RESULTS**

(contd.)

POS	NO	CL	DRIVER(S)	CAR	TIME	LAPS	GAP	KPH
1	806	G11	Oehme	Porsche 911	1:52.326	13		117.52

**Weather/Track: Sun/Dry**

Oschersleben  
Circuit Length = 3.6670 km.  
Start: 09:00 End: 09:30

Race Director:	Steward:	Timekeeper:
----------------	----------	-------------

# FIA GTC-TC'65 GTC-TC '76 Historic Touring and Grand Touring Cars QUALIFYING 2 - CLASS RESULTS

(contd.)

POS	NO	CL	DRIVER(S)	CAR	TIME	LAPS	GAP	KPH
1	955	T10	Gropper	Ford Mustang	1:53.352	5		116.46
2	953	T10	Vogel/Muller	Ford Falcon Sprint	1:53.497	14	0.145	116.31
3	956	T10	Christen/Muller	Ford Mustang	1:54.107	13	0.755	115.69
4	952	T10	Derichs/Kubik	Ford Mustang	1:57.705	5	4.353	112.15

Weather/Track: Sun/Dry

Oschersleben  
Circuit Length = 3.6670 km.  
Start: 09:00 End: 09:30

Race Director:	Steward:	Timekeeper:
----------------	----------	-------------

# FIA GTC-TC'65 GTC-TC '76 Historic Touring and Grand Touring Cars QUALIFYING 2 - CLASS RESULTS

(contd.)

POS	NO	CL	DRIVER(S)	CAR	TIME	LAPS	GAP	KPH
1	310	G1	Cajani/Somaschini	Alfa Romeo 1900 C	2:19.043	4		94.94
2	311	G1	Zampatti/Antonacci	Alfa Romeo 1900 CSS	2:19.237	5	0.194	94.81
3	313	G1	Ambrosi/Rossi	Alfa Romeo 1900 C	2:27.619	4	8.576	89.42

Weather/Track: Sun/Dry

Oschersleben  
Circuit Length = 3.6670 km.  
Start: 09:00 End: 09:30

Race Director:	Steward:	Timekeeper:
----------------	----------	-------------

## FIA GTC-TC'65 GTC-TC '76 Historic Touring and Grand Touring Cars QUALIFYING 2 - SECTOR ANALYSIS

<b>310</b>	<b>Cajani/Somaschini</b>				Alfa Romeo 1900 C				<b>G1</b>
1 -	X:00.000 89.0	54.828 110.5	41.483 115.0	X:00.000	3 -	50.399 113.5	48.340 135.6	40.304 111.3	2:19.043
2 -	50.198 111.8	50.282 134.4	39.182 118.8	2:19.662	4 -	56.449 106.8	50.583 119.8	1:01.496	2:48.528P
<b>311</b>	<b>Zampatti/Antonacci</b>				Alfa Romeo 1900 CSS				<b>G1</b>
1 -	X:00.000 95.4	54.745 115.6	41.733 113.0	X:00.000	4 -	53.067 104.2	49.203 128.1	38.782 117.9	2:21.052
2 -	51.165 109.4	49.358 125.1	39.121 114.5	2:19.644	5 -	50.326 112.1	47.177 131.3	56.929	2:34.432P
3 -	51.022 108.2	48.061 127.3	40.154 115.3	2:19.237					
<b>313</b>	<b>Ambrosi/Rossi</b>				Alfa Romeo 1900 C				<b>G1</b>
1 -	X:00.000 90.8	1:06.068 117.7	44.468 115.0	X:00.000	3 -	51.544 99.1	52.341 127.8	44.772 113.9	2:28.657
2 -	53.169 110.7	52.499 126.0	41.951 116.0	2:27.619	4 -	54.700 108.9	1:01.881 118.9	1:10.700	3:07.281P
<b>451</b>	<b>Gropper</b>				Ford Mustang				<b>T20</b>
1 -				X:00.000	3 -				1:45.016
2 -				1:46.409	4 -				1:44.992
<b>701</b>	<b>Warmenius</b>				Lotus Elan				<b>G10</b>
1 -	X:00.000 145.3	39.406 171.4	31.203 158.8	X:00.000	5 -	38.519 155.3	36.946 182.4	30.250 159.0	1:45.715
2 -	39.062 153.6	39.212 164.8	31.339 159.2	1:49.613	6 -	38.708 153.6	37.338 182.7	30.212 158.3	1:46.258
3 -	38.627 154.9	37.436 178.5	31.045 159.7	1:47.108	7 -	38.426 155.8	36.984 183.0	30.438 158.5	1:45.848
4 -	41.296 139.7	41.629 110.8	36.966 159.2	1:59.891	8 -	45.412 95.9	47.876 121.3	56.185	2:29.473P
<b>703</b>	<b>Bondesson</b>				Lotus Elan S2				<b>G10</b>
1 -	X:00.000 138.1	47.884 119.3	36.679 151.6	X:00.000	9 -	40.461 148.5	39.614 173.3	32.904 153.6	1:52.979
2 -	41.743 145.5	41.103 171.7	33.595 152.5	1:56.441	10 -	40.172 148.9	39.507 172.5	32.368 153.4	1:52.047
3 -	41.359 147.5	40.343 175.0	33.097 152.9	1:54.799	11 -	40.179 148.3	39.078 171.4	32.792 154.5	1:52.049
4 -	40.901 147.3	40.266 168.2	33.376 152.9	1:54.543	12 -	40.417 146.9	39.611 168.4	32.433 154.5	1:52.461
5 -	40.896 148.1	40.209 154.7	33.475 152.9	1:54.580	13 -	40.360 148.5	39.276 171.4	32.513 154.5	1:52.149
6 -	40.318 148.3	40.014 164.8	33.428 153.4	1:53.760	14 -	41.079 148.5	39.330 167.4	32.869 154.9	1:53.278
7 -	40.458 147.3	39.936 168.2	32.876 152.9	1:53.270	15 -	40.103 148.3	39.078 173.9	32.634 154.9	1:51.815
8 -	40.738 148.1	39.784 175.0	32.791 153.6	1:53.313	16 -	39.927 149.7	39.691 171.7	32.339 154.9	1:51.957

Weather/Track: Sun/Dry

www.mstworld.com

Page 1 of 4

Oschersleben  
Circuit Length = 3.6670 km.  
Start: 09:00 End: 09:30  
Printed - 09:35 Saturday, 01 July 2006

# FIA GTC-TC'65 GTC-TC '76 Historic Touring and Grand Touring Cars QUALIFYING 2 - SECTOR ANALYSIS

(contd.)

<b>711</b>	<b>Nilsson</b>				<b>Lotus Elan S2</b>				<b>G10</b>
1 -	X:00.000 106.5	48.441 124.8	35.595 153.4	X:00.000	8 -	6:55.095 128.7	40.481 172.8	31.500 156.5	X:00.000
2 -	38.783 151.0	37.660 179.1	30.824 157.2	1:47.267	9 -	37.970 <i>153.6</i>	36.573 180.9	30.122 156.9	<b>1:44.665</b>
3 -	38.985 149.7	37.411 178.8	30.814 155.3	1:47.210	10 -	38.034 152.1	36.717 181.5	<b>30.089 158.8</b>	1:44.840
4 -	38.583 150.6	37.043 181.2	30.777 156.2	1:46.403	11 -	37.847 151.6	37.191 <b>182.4</b>	30.433 151.2	1:45.471
5 -	38.350 151.8	38.599 177.0	31.192 155.8	1:48.141	12 -	37.970 152.9	36.864 180.6	30.573 155.6	1:45.407
6 -	38.343 152.1	36.916 181.8	30.636 155.3	1:45.895	13 -	<b>37.843 153.6</b>	<b>36.515</b> 182.1	30.412 156.9	1:44.770
7 -	38.399 151.6	37.145 180.0	1:02.555	2:18.099P					
<b>751</b>	<b>Anton</b>				<b>Alfa Romeo GTA</b>				<b>T8</b>
1 -	X:00.000 123.7	41.466 154.2	32.492 147.9	X:00.000	4 -	40.358 140.9	39.201 159.0	32.116 <b>149.1</b>	1:51.675
2 -	40.763 138.8	39.207 162.8	31.999 148.5	1:51.969	5 -	<b>40.087</b> 140.8	<b>38.908 164.8</b>	32.132 148.3	<b>1:51.127</b>
3 -	40.641 <b>141.5</b>	39.129 163.1	<b>31.537</b> 148.3	1:51.307	6 -	40.126 141.3	41.389 119.3	54.179	2:15.694P
<b>752</b>	<b>Gustavsson/Gustavsson</b>				<b>Ford Lotus Cortina</b>				<b>T8</b>
1 -	X:00.000 114.7	44.177 143.0	33.367 145.9	X:00.000	9 -	41.602 142.6	39.654 165.8	32.207 147.9	1:53.463
2 -	40.217 143.6	38.780 164.6	31.492 148.7	1:50.489	10 -	41.470 143.0	39.940 166.6	31.923 148.3	1:53.333
3 -	39.985 142.8	<b>38.366</b> 166.4	31.452 <b>150.4</b>	<b>1:49.803</b>	11 -	41.105 142.8	39.273 167.1	32.125 149.3	1:52.503
4 -	39.766 143.2	38.818 166.4	<b>31.224 150.4</b>	1:49.808	12 -	41.228 143.4	41.051 165.6	32.455 148.7	1:54.734
5 -	39.866 143.2	38.465 167.9	31.853 150.0	1:50.184	13 -	41.116 143.4	39.399 167.7	32.323 149.1	1:52.838
6 -	43.518 123.7	43.768 136.7	32.911 148.9	2:00.197	14 -	41.037 142.2	39.373 167.7	32.462 148.9	1:52.872
7 -	<b>39.757</b> 143.8	38.378 165.3	58.241	2:16.376P	15 -	40.643 <b>145.5</b>	39.382 <b>169.0</b>	31.998 147.3	1:52.023
8 -	1:56.658 138.6	41.222 163.6	32.782 148.1	3:10.662					
<b>753</b>	<b>Warmenius/Turebrand</b>				<b>Ford Lotus Cortina</b>				<b>T8</b>
1 -				X:00.000	9 -				2:05.627
2 -				2:00.303	10 -				1:51.380
3 -				1:52.416	11 -				2:00.620
4 -				1:51.322	12 -				1:51.178
5 -				2:08.319	13 -				1:51.228
6 -				1:51.524	14 -				1:51.915
7 -				1:51.268	15 -				1:57.483
8 -				1:53.205	16 -				<b>1:51.143</b>

Weather/Track: Sun/Dry

www.mstworld.com

Page 2 of 4

Oschersleben  
Circuit Length = 3.6670 km.  
Start: 09:00 End: 09:30

Printed - 09:35 Saturday, 01 July 2006

# FIA GTC-TC'65 GTC-TC '76 Historic Touring and Grand Touring Cars

## QUALIFYING 2 - SECTOR ANALYSIS

(contd.)

<b>806</b>	<b>Oehme</b>	Porsche 911						<b>G11</b>	
1 -				X:00.000	8 -		X:00.000		
2 -				2:16.428	9 -		1:52.611		
3 -				1:54.788	10 -		<b>1:52.326</b>		
4 -				1:53.424	11 -		2:19.570		
5 -				1:52.793	12 -		2:10.361		
6 -				1:53.191	13 -		1:53.354		
7 -				2:31.697P					
<b>851</b>	<b>Stein</b>	Ford Escort RS						<b>T24</b>	
1 -	X:00.000 97.5	59.767 94.3	43.829 157.6	X:00.000	5 -	37.683 153.1	38.871 181.8	29.485 163.3	1:46.039
2 -	38.882 151.0	39.555 180.9	31.487 161.6	1:49.924	6 -	37.658 151.6	<b>36.317 186.2</b>	29.708 159.7	1:43.683
3 -	38.414 154.0	36.731 183.9	30.178 <b>163.8</b>	1:45.323	7 -	<b>37.570 154.7</b>	36.460 185.8	<b>29.388</b> 162.1	<b>1:43.418</b>
4 -	38.100 152.5	36.606 184.6	29.723 162.1	1:44.429	8 -	43.546 131.3	45.294 143.6	1:04.265	2:33.105P
<b>901</b>	<b>Malsbenden</b>	Chevrolet Corvette						<b>G12</b>	
1 -	X:00.000 156.2	38.420 187.1	31.415 171.7	X:00.000	4 -	<b>38.422</b> 163.8	37.709 <b>195.2</b>	31.863 176.4	1:47.994
2 -	38.673 <b>168.2</b>	38.753 161.6	31.667 175.0	1:49.093	5 -	38.602 161.4	38.135 180.3	31.380 177.0	1:48.117
3 -	38.633 164.3	<b>37.573</b> 190.4	<b>30.674 178.8</b>	<b>1:46.880</b>	6 -	46.809 160.4	38.756 181.2	53.814	2:19.379P
<b>902</b>	<b>Schachinger</b>	Chevrolet Corvette						<b>G12</b>	
1 -	X:00.000 152.9	40.444 165.3	33.657 164.3	X:00.000	6 -	39.548 164.3	39.183 182.1	31.966 175.8	1:50.697
2 -	40.183 156.7	39.985 163.3	32.867 166.6	1:53.035	7 -	<b>39.353</b> 164.8	<b>38.674 188.1</b>	<b>31.167</b> 175.6	<b>1:49.194</b>
3 -	39.793 164.6	39.871 171.1	32.920 164.1	1:52.584	8 -	39.572 <b>165.3</b>	39.465 181.2	31.879 170.8	1:50.916
4 -	40.200 162.6	39.273 171.7	31.758 171.7	1:51.231	9 -	39.871 164.1	39.237 176.7	32.803 156.9	1:51.911
5 -	39.520 163.3	39.913 171.9	31.635 <b>177.0</b>	1:51.068					
<b>905</b>	<b>Derichs/Kubik</b>	Jaguar E-Type						<b>G12</b>	
1 -			138.2	X:00.000	4 -	41.480 <b>146.1</b>	40.484 <b>173.6</b>	<b>32.443 151.4</b>	1:54.407
2 -			147.1	2:01.245	5 -	<b>41.474</b> 143.4	<b>39.795</b> 170.6	32.819 147.1	<b>1:54.088</b>
3 -	41.691 138.4	41.185 165.3	33.297 149.5	1:56.173					
<b>912</b>	<b>Alth</b>	Jaguar E-Type						<b>G12</b>	
1 -				X:00.000	6 -				2:06.996
2 -				2:06.098	7 -				2:30.265P
3 -				2:01.102	8 -				4:40.117
4 -				1:59.315	9 -				<b>1:59.059</b>
5 -				1:59.092	10 -				2:21.320

Weather/Track: Sun/Dry

www.mstworld.com

Page 3 of 4

Oschersleben  
Circuit Length = 3.6670 km.  
Start: 09:00 End: 09:30  
Printed - 09:35 Saturday, 01 July 2006

# FIA GTC-TC'65 GTC-TC '76 Historic Touring and Grand Touring Cars

## QUALIFYING 2 - SECTOR ANALYSIS

(contd.)

<b>951</b>	<b>Schachinger/Weissengruber</b>				<b>BMW 3.0 CSL</b>				<b>T25</b>
1 -			115.3	X:00.000	8 -	40.920 148.1	40.154 175.8	32.644 154.2	1:53.718
2 -				2:25.476P	9 -	40.348 148.3	38.771 178.2	32.757 155.6	1:51.876
3 -	1:54.377 154.7	37.984 171.4	29.992 158.5	3:02.353	10 -	39.757 147.1	38.824 176.4	32.754 155.3	1:51.335
4 -	38.242 153.8	37.856 169.2	29.764 159.5	1:45.862	11 -	39.951 141.9	39.435 169.8	32.626 133.4	1:52.012
5 -	<b>37.749 155.1</b>	<b>37.333 179.7</b>	<b>29.582 157.8</b>	<b>1:44.664</b>	12 -	43.670 150.2	38.250 177.9	31.720 155.8	1:53.640
6 -	38.475 150.4	38.566 163.3	50.392	2:07.433P	13 -	39.305 150.0	39.055 <b>180.3</b>	34.353 145.3	1:52.713
7 -	2:38.656 129.6	43.799 158.1	37.082 145.9	3:59.537	14 -	39.350 150.6	38.534 158.3	32.661 133.0	1:50.545
<b>952</b>	<b>Derichs/Kubik</b>				<b>Ford Mustang</b>				<b>T10</b>
1 -				X:00.000	4 -				<b>1:57.705</b>
2 -				2:00.620	5 -				1:58.218
3 -				1:58.008					
<b>953</b>	<b>Vogel/Muller</b>				<b>Ford Falcon Sprint</b>				<b>T10</b>
1 -				X:00.000	8 -				3:57.570
2 -				1:56.630	9 -				1:57.360
3 -				<b>1:53.497</b>	10 -				1:55.800
4 -				1:53.630	11 -				1:53.970
5 -				1:53.640	12 -				1:53.527
6 -				1:54.578	13 -				1:54.023
7 -				2:13.710P	14 -				1:54.202
<b>955</b>	<b>Gropper</b>				<b>Ford Mustang</b>				<b>T10</b>
1 -	X:00.000 126.3	43.820 138.1	37.646 148.7	X:00.000	4 -	41.166 138.9	<b>39.279 174.7</b>	32.907 146.3	<b>1:53.352</b>
2 -	42.286 139.5	41.618 165.6	33.472 140.9	1:57.376	5 -	<b>40.867 144.5</b>	39.939 172.2	34.191 141.5	1:54.997
3 -	41.371 141.5	39.821 171.9	<b>32.224 152.9</b>	1:53.416					
<b>956</b>	<b>Christen/Muller</b>				<b>Ford Mustang</b>				<b>T10</b>
1 -				X:00.000	8 -				3:05.655
2 -				2:19.547	9 -				1:56.593
3 -				1:54.502	10 -				1:55.846
4 -				1:55.264	11 -				1:54.361
5 -				1:55.205	12 -				2:05.295
6 -				2:13.602	13 -				<b>1:54.107</b>
7 -				2:26.457P					

Weather/Track: Sun/Dry

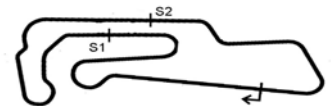
www.mstworld.com

Page 4 of 4

Oschersleben  
 Circuit Length = 3.6670 km.  
 Start: 09:00 End: 09:30  
 Printed - 09:35 Saturday, 01 July 2006

## FIA GTC-TC'65 GTC-TC '76 Historic Touring and Grand Touring Cars Qualifying 2 - Best Sector Speeds Report

SECTOR 1				SECTOR 2				SECTOR 3				
POS	NO	NAME	SPEED	LAP	NO	NAME	SPEED	LAP	NO	NAME	SPEED	LAP
1	901	MALSBENDEN	168.2	2	901	MALSBENDEN	195.2	4	901	MALSBENDEN	178.8	3
2	902	SCHACHINGE	165.3	8	902	SCHACHINGE	188.1	7	902	SCHACHINGE	177.0	5
3	701	WARMENIUS	155.8	7	851	STEIN	186.2	6	851	STEIN	163.8	3
4	951	SCHACHINGE	155.1	5	701	WARMENIUS	183.0	7	701	WARMENIUS	159.7	3
5	851	STEIN	154.7	7	711	NILSSON	182.4	11	951	SCHACHINGE	159.5	4
6	711	NILSSON	153.6	9	951	SCHACHINGE	180.3	13	711	NILSSON	158.8	10
7	703	BONDESSON	149.7	16	703	BONDESSON	175.0	3	703	BONDESSON	154.9	14
8	905	DERICHS	146.1	4	955	GROPPER	174.7	4	955	GROPPER	152.9	3
9	752	GUSTAVSSON	145.5	15	905	DERICHS	173.6	4	905	DERICHS	151.4	4
10	955	GROPPER	144.5	5	752	GUSTAVSSON	169.0	15	752	GUSTAVSSON	150.4	3
11	751	ANTON	141.5	3	751	ANTON	164.8	5	751	ANTON	149.1	4
12	310	CAJANI	113.5	3	310	CAJANI	135.6	3	310	CAJANI	118.8	2
13	311	ZAMPATTI	112.1	5	311	ZAMPATTI	131.3	5	311	ZAMPATTI	117.9	4
14	313	AMBROSI	110.7	2	313	AMBROSI	127.8	3	313	AMBROSI	116.0	2

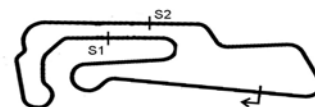


Circuit Length - 3.667 kilometres  
Motopark  
Oschersleben

## FIA GTC-TC'65 GTC-TC '76 Historic Touring and Grand Touring Cars Qualifying 2 - Best Sector Times Report

POS	NO	SECTOR 1			SECTOR 2			SECTOR 3			NAME	IDEAL/BEST LAP COMPARISON			
		TIME	LAP	NO	TIME	LAP	NO	TIME	LAP	NO		IDEAL	BEST	LAP	DIFF
1	851	37.570	7	851	36.317	6	851	29.388	7	851	STEIN	1:06.958	1:43.418	7	+ 36.46
2	951	37.749	5	711	36.515	13	951	29.582	5	951	SCHACHING	1:07.331	1:44.664	5	+ 37.33
3	711	37.843	13	701	36.946	5	711	30.089	10	711	NILSSON	1:07.932	1:44.665	9	+ 36.73
4	901	38.422	4	951	37.333	5	701	30.212	6	701	WARMENIU	1:08.638	1:45.715	5	+ 37.07
5	701	38.426	7	901	37.573	3	901	30.674	3	901	MALSBENDE	1:09.096	1:46.880	3	+ 37.78
6	902	39.353	7	752	38.366	3	902	31.167	7	902	SCHACHING	1:10.520	1:49.194	7	+ 38.67
7	752	39.757	7	902	38.674	7	752	31.224	4	752	GUSTAVSSO	1:10.981	1:49.803	3	+ 38.82
8	703	39.927	16	751	38.908	5	751	31.537	3	751	ANTON	1:11.624	1:51.127	5	+ 39.50
9	751	40.087	5	703	39.078	11	955	32.224	3	703	BONDESSON	1:12.266	1:51.815	15	+ 39.54
10	955	40.867	5	955	39.279	4	703	32.339	16	955	GROPPER	1:13.091	1:53.352	4	+ 40.26
11	905	41.474	5	905	39.795	5	905	32.443	4	905	DERICHS	1:13.917	1:54.088	5	+ 40.17
12	310	50.198	2	311	47.177	5	311	38.782	4	311	ZAMPATTI	1:29.108	2:19.237	3	+ 50.12
13	311	50.326	5	310	48.340	3	310	39.182	2	310	CAJANI	1:29.380	2:19.043	3	+ 49.66
14	313	51.544	3	313	52.341	3	313	41.951	2	313	AMBROSI	1:33.495	2:27.619	2	+ 54.12

'Perfect Lap' - 1:06.958




Circuit Length - 3.667 kilometres  
Motopark  
Oschersleben

# FIA GTC-TC'65 GTC-TC '76 Historic Touring and Grand Touring Cars GRID FOR RACE 1 - AMENDED

ROW 11	902 Schachinger	951 Schachinger/Weissengruber
ROW 10	310 Cajani/Somaschini	313 Ambrosi/Rossi
ROW 9	725 Nielsen	311 Zampatti/Antonacci
ROW 8	703 Bondesson	952 Derichs/Kubik
ROW 7	905 Derichs/Kubik	956 Christen/Muller
ROW 6	360 Alth	806 Oehme
ROW 5	753 Warmenius/Turebrand	953 Vogel/Muller
ROW 4	361 Heschi-Gillespie	751 Anton
ROW 3	901 Malsbenden	752 Gustavsson/Gustavsson
ROW 2	701 Warmenius	451 Gropper
ROW 1	851 Stein	711 Nilsson

**POLE**



**Weather/Track: Sun/Dry**

Oschersleben  
Circuit Length = 3.6670 km.  
Start: 12:50 End: 13:20

Race Director:	Steward:	Timekeeper:
----------------	----------	-------------

# FIA GTC-TC'65 GTC-TC '76 Historic Touring and Grand Touring Cars

## RACE 1 CLASSIFICATION - AMENDED

POS	NO	CL	DRIVER(S)	CAR	TIME	LAPS	GAP	KPH	BEST
1	851	T24	Stein	Ford Escort RS	30:05.786	17		123.96	1:44.219
2	451	T20	Gropper	Ford Mustang	30:32.631	17	26.845	122.14	1:45.771
3	701	G10	Warmenius	Lotus Elan	30:52.735	17	46.949	120.81	1:46.068
4	951	T25	Schachinger/Weissengruber	BMW 3.0 CSL	31:01.001	17	55.215	120.28	1:46.896
5	901	G12	Malsbenden	Chevrolet Corvette	31:04.503	17	58.717	120.05	1:46.970
6	711	G10	Nilsson	Lotus Elan S2	31:05.084	17	59.298	120.01	1:46.844
7	902	G12	Schachinger	Chevrolet Corvette	31:51.870	17	1:46.084	117.08	1:49.298
8	752	T8	Gustavsson/Gustavsson	Ford Lotus Cortina	31:56.619	17	1:50.833	116.79	1:50.616
9	751	T8	Anton	Alfa Romeo GTA	30:07.858	16	1 LAP	116.51	1:50.759
10	953	T10	Vogel/Muller	Ford Falcon Sprint	30:31.732	16	1 LAP	114.99	1:53.050
11	703	G10	Bondesson	Lotus Elan S2	30:33.350	16	1 LAP	114.89	1:52.782
12	360	T14	Alth	BMW 2002	30:36.324	16	1 LAP	114.70	1:53.290
13	956	T10	Christen/Muller	Ford Mustang	30:39.930	16	1 LAP	114.48	1:53.200
14	806	G11	Oehme	Porsche 911	30:42.155	16	1 LAP	114.34	1:53.933
15	753	T8	Warmenius/Turebrand	Ford Lotus Cortina	30:53.212	16	1 LAP	113.66	1:51.722
16	905	G12	Derichs/Kubik	Jaguar E-Type	31:09.222	16	1 LAP	112.69	1:54.706
17	952	T10	Derichs/Kubik	Ford Mustang	31:47.061	16	1 LAP	110.45	1:57.571
18	311	G1	Zampatti/Antonacci	Alfa Romeo 1900 CSS	31:30.429	13	4 LAPS	90.47	2:20.621

### NOT CLASSIFIED

310	G1	Cajani/Somaschini	Alfa Romeo 1900 C	7:26.896	3	D.N.F.	87.33	2:23.964
313	G1	Ambrosi/Rossi	Alfa Romeo 1900 C	7:29.791	3	D.N.F.	86.76	2:23.541

### FASTEST LAP

851	T24	Stein	Ford Escort RS	1:44.219	6	126.66kph	78.70mph
451	T20	Gropper	Ford Mustang	1:45.771	3	124.80kph	77.55mph
701	G10	Warmenius	Lotus Elan	1:46.068	10	124.46kph	77.33mph
951	T25	Schachinger/Weissengruber	BMW 3.0 CSL	1:46.896	3	123.49kph	76.73mph
901	G12	Malsbenden	Chevrolet Corvette	1:46.970	5	123.41kph	76.68mph
752	T8	Gustavsson/Gustavsson	Ford Lotus Cortina	1:50.616	4	119.34kph	74.15mph
953	T10	Vogel/Muller	Ford Falcon Sprint	1:53.050	6	116.77kph	72.56mph
360	T14	Alth	BMW 2002	1:53.290	4	116.52kph	72.40mph
806	G11	Oehme	Porsche 911	1:53.933	9	115.86kph	71.99mph
311	G1	Zampatti/Antonacci	Alfa Romeo 1900 CSS	2:20.621	9	93.87kph	58.33mph

Cars 711 & 901 - 30 second penalty - overtaking under yellow  
Weather/Track: Sun/Dry

Oschersleben  
Circuit Length = 3.6670 km.  
Start: 11:34 End: 12:04

Race Director:	Steward:	Timekeeper:
----------------	----------	-------------

# FIA GTC-TC'65 GTC-TC '76 Historic Touring and Grand Touring Cars

## RACE 1 CLASSIFICATION - CLASS RESULTS

POS	NO	CL	DRIVER(S)	CAR	TIME	LAPS	GAP	KPH	BEST
1	851	T24	Stein	Ford Escort RS	30:05.786	17		123.96	1:44.219
NOT CLASSIFIED									
FASTEST LAP									
851	T24	Stein		Ford Escort RS	1:44.219	6		126.66kph	78.70mph
1	311	G1		Zampatti/Antonacci Alfa Romeo 1900 CSS	31:30.429	13			90.47
	311	G1		Zampatti/Antonacci Alfa Romeo 1900 CSS	31:30.429	13			90.47
	310	G1		Cajani/Somaschini Alfa Romeo 1900 C	7:26.896	3	D.N.F.		87.33
	313	G1		Ambrosi/Rossi Alfa Romeo 1900 C	7:29.791	3	D.N.F.		86.76
	313	G1		Ambrosi/Rossi Alfa Romeo 1900 C	7:29.791	3	D.N.F.		86.76
	311	G1		Zampatti/Antonacci Alfa Romeo 1900 CSS	2:20.621			58.33mph	93.87

Weather/Track: Sun/Dry

Oschersleben  
Circuit Length = 3.6670 km.  
Start: 11:34 End: 12:04

Race Director:	Steward:	Timekeeper:
----------------	----------	-------------

# FIA GTC-TC'65 GTC-TC '76 Historic Touring and Grand Touring Cars

## RACE 1 CLASSIFICATION - CLASS RESULTS

(contd.)

POS	NO	CL	DRIVER(S)	CAR	TIME	LAPS	GAP	KPH	BEST
1	451	T20	Gropper	Ford Mustang	30:32.631	17		122.14	1:45.771
				NOT CLASSIFIED					
				FASTEST LAP					
	451	T20	Gropper	Ford Mustang	1:45.771	3	124.80kph		77.55mph

Weather/Track: Sun/Dry

Oschersleben  
Circuit Length = 3.6670 km.  
Start: 11:34 End: 12:04

Race Director:	Steward:	Timekeeper:
----------------	----------	-------------

# FIA GTC-TC'65 GTC-TC '76 Historic Touring and Grand Touring Cars

## RACE 1 CLASSIFICATION - CLASS RESULTS

(contd.)

POS	NO	CL	DRIVER(S)	CAR	TIME	LAPS	GAP	KPH	BEST
1	901	G12	Malsbenden	Chevrolet Corvette	30:34.503	17		122.01	1:46.970
2	902	G12	Schachinger	Chevrolet Corvette	31:51.870	17	1:17.367	117.08	1:49.298
3	905	G12	Derichs/Kubik	Jaguar E-Type	31:09.222	16	1 LAP	112.69	1:54.706
				NOT CLASSIFIED					
				FASTEST LAP					
	901	G12	Malsbenden	Chevrolet Corvette	1:46.970	5		123.41kph	76.68mph

Weather/Track: Sun/Dry

Oschersleben  
Circuit Length = 3.6670 km.  
Start: 11:34 End: 12:04

Race Director:	Steward:	Timekeeper:
----------------	----------	-------------

# FIA GTC-TC'65 GTC-TC '76 Historic Touring and Grand Touring Cars

## RACE 1 CLASSIFICATION - CLASS RESULTS

(contd.)

POS	NO	CL	DRIVER(S)	CAR	TIME	LAPS	GAP	KPH	BEST
1	711	G10	Nilsson	Lotus Elan S2	30:35.084	17		121.98	1:46.844
2	701	G10	Warmenius	Lotus Elan	30:52.735	17	17.651	120.81	1:46.068
3	703	G10	Bondesson	Lotus Elan S2	30:33.350	16	1 LAP	114.89	1:52.782
				NOT CLASSIFIED					
				FASTEST LAP					
	701	G10	Warmenius	Lotus Elan	1:46.068	10	124.46kph	77.33mph	

Weather/Track: Sun/Dry

Oschersleben  
Circuit Length = 3.6670 km.  
Start: 11:34 End: 12:04

Race Director:	Steward:	Timekeeper:
----------------	----------	-------------

# FIA GTC-TC'65 GTC-TC '76 Historic Touring and Grand Touring Cars

## RACE 1 CLASSIFICATION - CLASS RESULTS

(contd.)

POS	NO	CL	DRIVER(S)	CAR	TIME	LAPS	GAP	KPH	BEST
1	951	T25	Schachinger/Weissengruber	BMW 3.0 CSL	31:01.001	17		120.28	1:46.896
				NOT CLASSIFIED					
				FASTEST LAP					
	951	T25	Schachinger/Weissengruber	BMW 3.0 CSL	1:46.896	3	123.49kph	76.73mph	

Weather/Track: Sun/Dry

Oschersleben  
Circuit Length = 3.6670 km.  
Start: 11:34 End: 12:04

Race Director:	Steward:	Timekeeper:
----------------	----------	-------------

# FIA GTC-TC'65 GTC-TC '76 Historic Touring and Grand Touring Cars

## RACE 1 CLASSIFICATION - CLASS RESULTS

(contd.)

POS	NO	CL	DRIVER(S)	CAR	TIME	LAPS	GAP	KPH	BEST
1	752	T8	Gustavsson/Gustavsson	Ford Lotus Cortina	31:56.619	17		116.79	1:50.616
2	751	T8	Anton	Alfa Romeo GTA	30:07.858	16	1 LAP	116.51	1:50.759
3	753	T8	Warmenius/Turebrand	Ford Lotus Cortina	30:53.212	16	1 LAP	113.66	1:51.722
				NOT CLASSIFIED					
				FASTEST LAP					
	752	T8	Gustavsson/Gustavsson	Ford Lotus Cortina	1:50.616	4		119.34kph	74.15mph

Weather/Track: Sun/Dry

Oschersleben  
Circuit Length = 3.6670 km.  
Start: 11:34 End: 12:04

Race Director:	Steward:	Timekeeper:
----------------	----------	-------------

# FIA GTC-TC'65 GTC-TC '76 Historic Touring and Grand Touring Cars

## RACE 1 CLASSIFICATION - CLASS RESULTS

(contd.)

POS	NO	CL	DRIVER(S)	CAR	TIME	LAPS	GAP	KPH	BEST
1	953	T10	Vogel/Muller	Ford Falcon Sprint	30:31.732	16		114.99	1:53.050
2	956	T10	Christen/Muller	Ford Mustang	30:39.930	16	8.198	114.48	1:53.200
3	952	T10	Derichs/Kubik	Ford Mustang	31:47.061	16	1:15.329	110.45	1:57.571
				NOT CLASSIFIED					
				FASTEST LAP					
	953	T10	Vogel/Muller	Ford Falcon Sprint	1:53.050	6	116.77kph	72.56mph	

Weather/Track: Sun/Dry

Oschersleben  
Circuit Length = 3.6670 km.  
Start: 11:34 End: 12:04

Race Director:	Steward:	Timekeeper:
----------------	----------	-------------

# FIA GTC-TC'65 GTC-TC '76 Historic Touring and Grand Touring Cars

## RACE 1 CLASSIFICATION - CLASS RESULTS

(contd.)

POS	NO	CL	DRIVER(S)	CAR	TIME	LAPS	GAP	KPH	BEST
1	360	T14	Alth	BMW 2002	30:36.324	16		114.70	1:53.290
				NOT CLASSIFIED					
				FASTEST LAP					
	360	T14	Alth	BMW 2002	1:53.290	4	116.52kph	72.40mph	

Weather/Track: Sun/Dry

Oschersleben  
Circuit Length = 3.6670 km.  
Start: 11:34 End: 12:04

Race Director:	Steward:	Timekeeper:
----------------	----------	-------------

# FIA GTC-TC'65 GTC-TC '76 Historic Touring and Grand Touring Cars

## RACE 1 CLASSIFICATION - CLASS RESULTS

(contd.)

POS	NO	CL	DRIVER(S)	CAR	TIME	LAPS	GAP	KPH	BEST
1	806	G11	Oehme	Porsche 911	30:42.155	16		114.34	1:53.933
				NOT CLASSIFIED					
				FASTEST LAP					
	806	G11	Oehme	Porsche 911	1:53.933	9	115.86kph	71.99mph	

Weather/Track: Sun/Dry

Oschersleben  
Circuit Length = 3.6670 km.  
Start: 11:34 End: 12:04

Race Director:	Steward:	Timekeeper:
----------------	----------	-------------

**FIA GTC-TC'65 GTC-TC '76 Historic Touring and Grand Touring Cars  
RACE 1 CLASSIFICATION - CLASS RESULTS**

(contd.)

POS	NO	CL	DRIVER(S)	CAR	TIME	LAPS	GAP	KPH	BEST
-----	----	----	-----------	-----	------	------	-----	-----	------

---

**Weather/Track: Sun/Dry**

Oschersleben  
Circuit Length = 3.6670 km.  
Start: 11:34 End: 12:04

Race Director:	Steward:	Timekeeper:
----------------	----------	-------------

# FIA GTC-TC'65 GTC-TC '76 Historic Touring and Grand Touring Cars

## RACE 1 - SECTOR ANALYSIS

<b>310</b>	<b>Cajani/Somaschini</b>				Alfa Romeo 1900 C				<b>G1</b>						
<b>1</b>	1:03.016	104.2	51.841	124.4	40.636	111.3	2:35.493	<b>3</b>	51.228	113.2	51.622	115.5	44.589	107.8	2:27.439
<b>2</b>	52.360	109.5	51.078	124.5	40.526	115.1	<b>2:23.964</b>								
<b>311</b>	<b>Zampatti/Antonacci</b>				Alfa Romeo 1900 CSS				<b>G1</b>						
<b>1</b>	58.278	108.1	50.168	120.4	40.557	115.6	2:29.003	<b>8</b>	51.584	105.6	53.917	124.2	41.759	115.5	2:27.260
<b>2</b>	51.891	104.2	51.272	125.7	41.469	118.1	2:24.632	<b>9</b>	50.403	113.0	49.823	121.8	40.395	117.9	<b>2:20.621</b>
<b>3</b>	50.946	105.6	50.427	126.3	40.177	117.6	2:21.550	<b>10</b>	53.790	108.9	49.736	128.8	39.720	118.5	2:23.246
<b>4</b>	53.128	107.0	54.172	110.0	44.312	115.0	2:31.612	<b>11</b>	53.320	99.3	51.582	131.0	39.529	117.1	2:24.431
<b>5</b>	51.926	105.5	53.620	120.4	40.561	118.6	2:26.107	<b>12</b>	52.874	101.6	54.468	124.7	40.423	118.1	2:27.765
<b>6</b>	50.861	112.3	50.746	119.3	42.689	116.8	2:24.296	<b>13</b>	51.119	108.9	50.156	123.7	43.159	115.7	2:24.434
<b>7</b>	51.429	106.2	50.918	121.3	43.125	117.5	2:25.472								
<b>313</b>	<b>Ambrosi/Rossi</b>				Alfa Romeo 1900 C				<b>G1</b>						
<b>1</b>	1:03.504	105.6	52.412	122.5	40.897	111.9	2:36.813	<b>3</b>	51.715	113.2	52.801	111.9	44.921	109.9	2:29.437
<b>2</b>	52.060	110.5	50.636	125.4	40.845	115.7	<b>2:23.541</b>								
<b>360</b>	<b>Alth</b>				BMW 2002				<b>T14</b>						
<b>1</b>	47.450	138.8	40.719	161.1	33.565	143.4	2:01.734	<b>9</b>	41.568	136.5	39.872	163.1	33.665	139.8	1:55.105
<b>2</b>	41.580	137.5	39.684	167.7	32.923	144.5	1:54.187	<b>10</b>	42.044	139.1	39.903	161.1	33.140	145.1	1:55.087
<b>3</b>	41.267	139.5	39.679	167.4	32.550	146.3	1:53.496	<b>11</b>	41.560	138.4	39.452	165.1	32.861	142.6	1:53.873
<b>4</b>	41.475	138.1	39.518	163.8	32.297	145.7	<b>1:53.290</b>	<b>12</b>	41.543	139.8	39.785	163.1	32.810	143.8	1:54.138
<b>5</b>	41.554	139.1	39.687	160.7	33.540	144.1	1:54.781	<b>13</b>	41.582	140.8	39.724	163.8	32.594	145.7	1:53.900
<b>6</b>	41.668	136.7	39.386	163.3	33.012	141.9	1:54.066	<b>14</b>	41.037	140.0	39.839	162.8	32.919	146.1	1:53.795
<b>7</b>	40.942	141.5	39.355	163.3	33.081	143.2	1:53.378	<b>15</b>	41.340	139.3	40.117	161.9	33.137	142.1	1:54.594
<b>8</b>	41.745	135.6	39.556	159.7	33.365	142.6	1:54.666	<b>16</b>	41.638	138.9	40.641	160.4	33.955	141.3	1:56.234
<b>451</b>	<b>Gropper</b>				Ford Mustang				<b>T20</b>						
<b>1</b>	43.124	150.6	38.247	177.3	31.440	165.8	1:52.811	<b>10</b>	39.170	153.6	37.190	187.1	31.262	154.9	1:47.622
<b>2</b>	38.936	160.2	37.093	190.1	31.053	162.1	1:47.082	<b>11</b>	38.693	153.1	37.115	188.4	31.359	156.2	1:47.167
<b>3</b>	38.008	158.8	36.814	192.1	30.949	159.0	<b>1:45.771</b>	<b>12</b>	38.940	152.7	37.936	184.9	31.072	159.2	1:47.948
<b>4</b>	38.710	151.4	37.557	176.4	31.997	154.7	1:48.264	<b>13</b>	38.521	152.9	37.234	189.4	31.299	159.7	1:47.054
<b>5</b>	38.500	154.2	36.849	189.1	30.935	159.7	1:46.284	<b>14</b>	38.641	154.2	37.189	183.0	31.058	158.3	1:46.888
<b>6</b>	38.556	155.1	37.215	184.9	30.770	156.5	1:46.541	<b>15</b>	38.615	153.1	37.159	185.2	31.300	156.7	1:47.074
<b>7</b>	38.947	152.7	37.467	185.8	30.887	159.2	1:47.301	<b>16</b>	38.966	154.9	38.735	187.1	31.493	158.3	1:49.194
<b>8</b>	39.000	149.1	37.826	184.6	32.003	150.8	1:48.829	<b>17</b>	38.850	152.1	37.548	179.4	32.196	145.9	1:48.594
<b>9</b>	39.276	149.3	37.643	189.4	31.288	157.8	1:48.207								

Weather/Track: Sun/Dry

www.mstworld.com

Page 1 of 6

Oschersleben  
 Circuit Length = 3.6670 km.  
 Start: 11:34 End: 12:04  
 Printed - 12:10 Saturday, 01 July 2006

# FIA GTC-TC'65 GTC-TC '76 Historic Touring and Grand Touring Cars

## RACE 1 - SECTOR ANALYSIS

(contd.)

<b>701</b>		<b>Warmenius</b>				<b>Lotus Elan</b>				<b>G10</b>	
<b>1</b>	42.514 154.2	38.609 181.8	31.175 159.5	1:52.298	<b>10</b>	38.310 156.5	37.404 182.1	<i>30.354</i> 161.1	<b>1:46.068</b>		
<b>2</b>	46.493 134.8	37.580 181.8	31.480 159.0	1:55.553	<b>11</b>	38.572 156.9	37.299 182.4	30.783 162.1	1:46.654		
<b>3</b>	38.953 153.4	37.719 181.5	31.011 158.5	1:47.683	<b>12</b>	38.360 156.7	37.252 <b>183.3</b>	30.960 161.9	1:46.572		
<b>4</b>	39.400 156.5	38.940 180.0	31.481 155.8	1:49.821	<b>13</b>	<i>38.242</i> <b>157.4</b>	37.201 183.0	30.895 162.4	1:46.338		
<b>5</b>	38.677 154.5	37.397 179.4	30.907 157.2	1:46.981	<b>14</b>	38.499 157.2	38.019 <b>183.3</b>	31.311 <b>165.1</b>	1:47.829		
<b>6</b>	38.880 155.3	37.936 180.3	30.661 161.4	1:47.477	<b>15</b>	38.622 <b>157.4</b>	38.031 172.2	31.618 154.9	1:48.271		
<b>7</b>	38.763 154.5	37.203 180.6	30.384 161.4	1:46.350	<b>16</b>	39.319 150.2	39.276 129.1	33.462 140.9	1:52.057		
<b>8</b>	38.568 156.7	37.350 179.4	30.916 162.4	1:46.834	<b>17</b>	43.284 127.6	41.735 127.3	34.703 105.4	1:59.722		
<b>9</b>	38.381 155.3	<b>37.097</b> 180.9	30.749 163.1	1:46.227							

<b>703</b>		<b>Bondesson</b>				<b>Lotus Elan S2</b>				<b>G10</b>	
<b>1</b>	49.474 147.3	41.705 161.6	33.869 151.8	2:05.048	<b>9</b>	<i>40.174</i> 150.6	<b>39.489</b> 170.3	33.231 153.8	1:52.894		
<b>2</b>	40.839 148.3	39.808 168.2	33.027 154.2	1:53.674	<b>10</b>	40.854 149.3	39.686 176.7	32.616 154.9	1:53.156		
<b>3</b>	40.599 147.9	40.611 166.9	33.231 153.8	1:54.441	<b>11</b>	40.625 149.7	39.763 171.7	<b>32.575</b> <b>156.2</b>	1:52.963		
<b>4</b>	40.525 148.5	39.772 163.1	33.468 153.4	1:53.765	<b>12</b>	40.387 149.5	40.195 158.3	34.105 150.2	1:54.687		
<b>5</b>	40.943 147.7	40.652 <b>177.0</b>	33.143 154.0	1:54.738	<b>13</b>	41.340 148.5	39.618 <b>177.0</b>	33.502 152.5	1:54.460		
<b>6</b>	40.698 148.7	40.212 174.7	33.511 155.1	1:54.421	<b>14</b>	40.659 <b>150.8</b>	40.569 166.6	33.301 154.7	1:54.529		
<b>7</b>	40.218 150.4	39.530 169.5	33.034 155.3	<b>1:52.782</b>	<b>15</b>	40.258 150.2	40.255 171.4	33.189 154.0	1:53.702		
<b>8</b>	40.424 150.0	39.642 172.8	33.068 155.3	1:53.134	<b>16</b>	40.598 149.1	40.168 158.5	34.190 139.1	1:54.956		

<b>711</b>		<b>Nilsson</b>				<b>Lotus Elan S2</b>				<b>G10</b>	
<b>1</b>	42.311 149.5	38.433 181.5	31.493 156.5	1:52.237	<b>10</b>	38.125 152.7	38.064 183.9	30.986 156.9	1:47.175		
<b>2</b>	39.493 148.9	37.589 <b>184.9</b>	31.449 151.4	1:48.531	<b>11</b>	38.150 152.7	37.943 183.6	30.960 159.0	1:47.053		
<b>3</b>	38.520 150.6	37.884 183.3	31.501 155.1	1:47.905	<b>12</b>	38.324 153.1	38.568 181.8	30.804 156.0	1:47.696		
<b>4</b>	38.402 151.8	38.171 182.7	31.495 155.6	1:48.068	<b>13</b>	<i>37.815</i> <b>154.7</b>	38.248 183.6	<b>30.781</b> 159.7	<b>1:46.844</b>		
<b>5</b>	38.264 152.5	<b>37.563</b> 182.4	31.102 156.2	1:46.929	<b>14</b>	38.717 150.6	38.095 183.9	31.685 <b>160.7</b>	1:48.497		
<b>6</b>	38.785 150.4	38.146 179.7	31.307 155.3	1:48.238	<b>15</b>	38.206 154.0	37.844 184.6	30.829 154.0	1:46.879		
<b>7</b>	38.360 152.5	38.423 182.7	31.298 156.5	1:48.081	<b>16</b>	38.277 152.5	38.194 184.6	31.642 157.6	1:48.113		
<b>8</b>	38.131 153.1	38.333 182.4	31.454 156.0	1:47.918	<b>17</b>	38.005 152.3	38.475 184.3	31.049 159.7	1:47.529		
<b>9</b>	38.258 151.8	37.930 183.9	31.203 155.8	1:47.391							

Weather/Track: Sun/Dry

www.mstworld.com

Page 2 of 6

Oschersleben  
 Circuit Length = 3.6670 km.  
 Start: 11:34 End: 12:04  
 Printed - 12:10 Saturday, 01 July 2006

# FIA GTC-TC'65 GTC-TC '76 Historic Touring and Grand Touring Cars

## RACE 1 - SECTOR ANALYSIS

(contd.)

751 Anton		Alfa Romeo GTA								T8
1 -	44.487 142.6	39.260 166.1	33.196 149.3	1:56.943	9 -	40.731 141.5	39.361 160.9	32.460 148.3	1:52.552	
2 -	40.563 142.4	38.966 166.6	32.770 149.5	1:52.299	10 -	40.726 141.5	39.260 161.4	32.147 146.9	1:52.133	
3 -	40.649 140.9	38.830 <b>167.1</b>	32.358 <b>150.6</b>	1:51.837	11 -	40.794 141.7	39.294 162.8	32.183 147.3	1:52.271	
4 -	<b>40.356</b> 143.0	<b>38.560</b> 166.9	<b>31.843</b> 148.9	<b>1:50.759</b>	12 -	40.787 140.6	39.182 162.6	32.210 147.1	1:52.179	
5 -	40.314 <b>145.5</b>	40.890 164.1	31.949 147.3	1:53.153	13 -	40.699 142.8	39.073 163.1	32.017 148.5	1:51.789	
6 -	40.796 144.1	39.051 165.3	32.642 149.7	1:52.489	14 -	40.683 142.8	39.129 162.8	32.070 148.1	1:51.882	
7 -	40.698 142.1	39.522 162.6	32.151 147.3	1:52.371	15 -	40.694 142.2	39.228 163.1	32.309 147.3	1:52.231	
8 -	40.517 142.4	38.866 166.6	31.923 150.0	1:51.306	16 -	40.636 140.0	40.815 118.4	40.213 120.0	2:01.664	

752 Gustavsson/Gustavsson		Ford Lotus Cortina								T8
1 -	44.163 143.8	39.068 <b>166.1</b>	33.302 148.5	1:56.533	10 -	40.795 144.3	39.357 162.1	32.007 147.1	1:52.159	
2 -	40.515 144.3	38.946 164.8	32.952 148.9	1:52.413	11 -	40.831 144.3	39.140 163.6	32.121 148.1	1:52.092	
3 -	40.495 143.8	38.708 165.1	32.708 <b>150.2</b>	1:51.911	12 -	40.818 143.6	39.117 164.8	32.232 147.9	1:52.167	
4 -	<b>40.109</b> 144.5	<b>38.692</b> 165.3	<b>31.815</b> 149.3	<b>1:50.616</b>	13 -	41.067 144.0	38.926 163.3	31.829 148.5	1:51.822	
5 -	40.368 144.7	40.804 158.3	32.209 144.9	1:53.381	14 -	40.790 <b>144.9</b>	39.382 160.2	32.196 146.7	1:52.368	
6 -	40.624 142.8	39.209 160.7	32.590 146.1	1:52.423	15 -	40.774 142.4	39.111 162.6	32.130 147.7	1:52.015	
7 -	40.615 141.7	39.026 160.4	32.178 146.1	1:51.819	16 -	40.438 143.8	39.802 163.3	34.111 146.3	1:54.351	
8 -	40.759 141.1	39.110 161.4	32.015 145.9	1:51.884	17 -	41.285 142.1	40.725 158.8	33.376 131.3	1:55.386	
9 -	41.448 <b>144.9</b>	39.073 164.3	32.758 147.9	1:53.279						

753 Warmenius/Turebrand		Ford Lotus Cortina								T8
1 -	46.545 139.7	41.083 161.6	32.785 143.0	2:00.413	9 -	<b>40.375</b> 140.8	39.023 162.8	32.470 145.1	1:51.868	
2 -	41.154 138.8	40.027 162.4	32.830 143.8	1:54.011	10 -	40.643 140.9	39.333 163.3	32.397 <b>145.9</b>	1:52.373	
3 -	40.676 140.0	39.653 164.1	32.683 145.1	1:53.012	11 -	40.460 142.4	39.060 <b>165.3</b>	32.257 145.5	1:51.777	
4 -	40.606 139.1	39.836 164.8	33.050 143.2	1:53.492	12 -	40.627 137.9	39.160 164.6	32.610 144.5	1:52.397	
5 -	40.781 141.1	39.960 <b>165.3</b>	33.885 144.0	1:54.626	13 -	40.453 139.8	39.212 163.3	32.240 144.9	1:51.905	
6 -	42.219 141.9	40.070 164.8	32.624 <b>145.9</b>	1:54.913	14 -	40.530 141.3	<b>38.970</b> 163.8	<b>32.222</b> 145.3	<b>1:51.722</b>	
7 -	40.477 <b>142.8</b>	39.660 162.8	41.941	2:02.078P	15 -	40.490 141.9	45.672 159.5	33.841 141.7	2:00.003	
8 -	52.755 136.5	39.395 164.6	32.742 144.0	2:04.892	16 -	47.718 133.9	41.823 154.7	34.189 118.0	2:03.730	

806 Oehme		Porsche 911								G11
1 -	47.790 139.5	41.197 166.4	33.350 148.7	2:02.337	9 -	41.269 140.4	<b>39.781</b> 167.9	32.883 148.3	<b>1:53.933</b>	
2 -	41.637 138.2	40.189 169.5	<b>32.712</b> 149.1	1:54.538	10 -	41.308 139.8	40.363 167.1	33.138 146.3	1:54.809	
3 -	41.258 138.9	40.008 167.7	32.717 148.5	1:53.983	11 -	41.419 141.5	40.206 168.4	32.787 148.7	1:54.412	
4 -	41.130 141.3	40.295 168.4	33.519 147.5	1:54.944	12 -	41.135 141.1	40.200 168.2	32.916 148.3	1:54.251	
5 -	41.839 141.5	40.285 167.4	32.903 148.1	1:55.027	13 -	41.087 141.9	40.197 167.4	33.259 148.5	1:54.543	
6 -	41.382 139.8	40.344 166.9	34.014 148.7	1:55.740	14 -	41.547 <b>142.8</b>	40.174 166.4	33.004 148.1	1:54.725	
7 -	<b>40.966</b> 142.1	40.613 167.1	32.728 <b>149.3</b>	1:54.307	15 -	41.251 141.5	40.774 <b>169.8</b>	33.822 143.2	1:55.847	
8 -	41.162 141.7	39.863 169.5	33.183 147.9	1:54.208	16 -	41.460 141.7	40.308 168.4	32.783 143.4	1:54.551	

Weather/Track: Sun/Dry

www.mstworld.com

Page 3 of 6

Oschersleben  
Circuit Length = 3.6670 km.  
Start: 11:34 End: 12:04

Printed - 12:10 Saturday, 01 July 2006

# FIA GTC-TC'65 GTC-TC '76 Historic Touring and Grand Touring Cars

## RACE 1 - SECTOR ANALYSIS

(contd.)

<b>851</b>		Stein				Ford Escort RS				<b>T24</b>					
1 -	40.115	152.7	37.342	182.1	29.870	160.2	1:47.327	10 -	37.477	154.0	36.977	179.7	30.089	160.7	1:44.543
2 -	38.056	152.1	37.021	<b>182.7</b>	29.850	159.2	1:44.927	11 -	37.660	154.0	37.489	176.7	30.680	158.3	1:45.829
3 -	37.666	153.1	36.885	181.5	29.820	160.9	1:44.371	12 -	37.937	154.0	37.409	181.2	30.354	160.7	1:45.700
4 -	38.039	152.1	38.511	181.5	<b>29.798</b>	158.8	1:46.348	13 -	38.388	152.5	37.806	180.0	30.322	158.5	1:46.516
5 -	37.957	152.9	37.382	179.1	30.039	<b>161.1</b>	1:45.378	14 -	38.409	152.5	37.865	176.4	30.224	160.9	1:46.498
6 -	37.625	<b>154.9</b>	<b>36.762</b>	180.9	29.832	159.7	<b>1:44.219</b>	15 -	38.681	153.4	38.041	170.6	30.299	159.0	1:47.021
7 -	37.760	154.5	37.661	179.7	30.066	160.4	1:45.487	16 -	38.096	152.1	37.221	179.4	30.227	159.7	1:45.544
8 -	38.900	153.4	37.278	182.1	30.038	160.9	1:46.216	17 -	40.912	132.3	41.217	166.9	32.889	133.6	1:55.018
9 -	37.527	154.0	37.281	182.1	30.036	<b>161.1</b>	1:44.844								

<b>901</b>		Malsbenden				Chevrolet Corvette				<b>G12</b>					
1 -	41.600	168.7	38.341	184.6	31.342	175.6	1:51.283	10 -	38.367	166.1	37.905	188.4	31.120	177.6	1:47.392
2 -	38.650	162.6	38.191	185.5	31.134	177.0	1:47.975	11 -	38.216	171.4	37.791	184.6	31.202	177.0	1:47.209
3 -	38.870	146.7	38.169	198.5	31.422	177.9	1:48.461	12 -	38.369	168.4	38.013	185.5	31.080	176.7	1:47.462
4 -	38.419	160.9	38.247	184.9	31.359	177.6	1:48.025	13 -	<b>37.996</b>	<b>171.7</b>	38.112	188.1	30.965	176.7	1:47.073
5 -	38.055	170.6	38.053	187.1	<b>30.862</b>	177.0	<b>1:46.970</b>	14 -	38.596	168.7	38.054	194.9	31.626	177.0	1:48.276
6 -	38.517	165.1	38.208	190.8	31.435	177.0	1:48.160	15 -	38.367	169.2	<b>37.729</b>	196.3	31.016	177.0	1:47.112
7 -	38.653	164.1	38.229	188.8	31.255	<b>178.5</b>	1:48.137	16 -	38.172	170.6	37.872	<b>200.3</b>	32.063	175.6	1:48.107
8 -	38.487	171.1	38.037	187.8	31.564	177.0	1:48.088	17 -	38.027	170.6	38.394	184.6	31.114	177.6	1:47.535
9 -	38.387	169.2	37.783	186.8	31.068	177.9	1:47.238								

<b>902</b>		Schachinger				Chevrolet Corvette				<b>G12</b>					
1 -							1:55.771	10 -							1:50.446
2 -							<b>1:49.298</b>	11 -							1:51.449
3 -							1:50.485	12 -							1:51.170
4 -							1:51.175	13 -							1:50.641
5 -							2:08.748	14 -							1:51.000
6 -							1:53.038	15 -							1:50.661
7 -							1:51.681	16 -							1:51.412
8 -							1:51.366	17 -							1:52.037
9 -							1:51.492								

Weather/Track: Sun/Dry

www.mstworld.com

Page 4 of 6

Oschersleben  
 Circuit Length = 3.6670 km.  
 Start: 11:34 End: 12:04  
 Printed - 12:10 Saturday, 01 July 2006

# FIA GTC-TC'65 GTC-TC '76 Historic Touring and Grand Touring Cars

## RACE 1 - SECTOR ANALYSIS

(contd.)

905 Derichs/Kubik				Jaguar E-Type				G12							
1 -	51.203	135.3	41.370 159.2	34.342	150.4	2:06.915	9 -	42.253	144.1	40.446	162.8	32.815	150.2	1:55.514	
2 -	43.007	142.6	41.147 156.7	34.051	<b>151.0</b>	1:58.205	10 -	41.755	145.9	<b>40.127</b>	167.7	32.824	149.7	<b>1:54.706</b>	
3 -	43.077	133.8	41.803 158.8	33.742	150.2	1:58.622	11 -	41.871	146.1	40.370	<b>168.2</b>	32.661	149.1	1:54.902	
4 -	43.755	137.9	41.347 160.9	33.073	<b>151.0</b>	1:58.175	12 -	42.457	<b>146.5</b>	40.319	157.8	33.659	148.3	1:56.435	
5 -	42.264	142.2	40.723 160.4	33.776	150.4	1:56.763	13 -	<b>41.732</b>	144.7	40.162	166.9	32.990	143.8	1:54.884	
6 -	41.906	143.0	41.391 167.1	32.816	150.2	1:56.113	14 -	42.251	140.9	40.819	164.8	33.157	150.4	1:56.227	
7 -	42.043	142.8	40.610 166.9	<b>32.632</b>	150.2	1:55.285	15 -	42.072	143.4	40.329	<b>168.2</b>	33.048	150.4	1:55.449	
8 -	42.274	142.4	40.538 166.9	32.690	149.5	1:55.502	16 -	42.257	143.8	40.198	167.9	33.070	148.5	1:55.525	
951 Schachinger/Weissengruber				BMW 3.0 CSL				T25							
1 -	49.830	149.1	39.205 179.7	32.350	157.4	2:01.385	10 -	39.335	149.3	37.739	175.6	31.007	154.9	1:48.081	
2 -	39.078	150.6	39.867 180.3	32.409	157.6	1:51.354	11 -	38.631	149.5	37.804	175.6	<b>30.766</b>	154.9	1:47.201	
3 -	38.595	<b>152.7</b>	<b>37.486</b>	<b>181.8</b>	30.815	157.4	<b>1:46.896</b>	12 -	39.062	149.3	37.523	175.0	30.968	152.5	1:47.553
4 -	<b>38.515</b>	<b>152.7</b>	37.793 177.6	31.848	154.2	1:48.156	13 -	39.599	149.1	37.723	174.1	31.011	154.2	1:48.333	
5 -	39.518	146.5	39.684 177.0	30.982	<b>157.8</b>	1:50.184	14 -	39.348	148.5	38.020	175.3	30.908	153.8	1:48.276	
6 -	38.889	150.0	38.047 176.1	31.189	156.7	1:48.125	15 -	39.370	149.5	37.896	176.4	30.800	156.0	1:48.066	
7 -	38.813	149.3	38.020 178.5	31.250	156.5	1:48.083	16 -	39.512	148.1	38.581	174.1	31.847	152.1	1:49.940	
8 -	39.009	148.5	38.100 176.4	30.851	155.3	1:47.960	17 -	40.723	144.3	39.247	168.4	31.943	136.0	1:51.913	
9 -	40.061	148.3	38.218 175.6	31.216	155.6	1:49.495									
952 Derichs/Kubik				Ford Mustang				T10							
1 -	50.001	140.6	42.100 169.5	34.338	<b>146.9</b>	2:06.439	9 -	42.557	141.5	41.299	167.7	34.113	145.1	1:57.969	
2 -	42.485	141.7	<b>41.298</b>	<b>173.6</b>	34.449	144.5	1:58.232	10 -	42.704	<b>143.2</b>	42.009	155.1	34.110	146.5	1:58.823
3 -	42.729	136.8	41.747 165.3	34.200	146.5	1:58.676	11 -	<b>42.147</b>	140.8	41.403	164.3	34.021	145.9	<b>1:57.571</b>	
4 -	43.556	140.6	41.826 150.0	34.728	146.3	2:00.110	12 -	42.836	140.0	41.477	169.0	33.946	145.7	1:58.259	
5 -	42.971	139.3	41.388 166.9	34.535	145.3	1:58.894	13 -	42.867	139.3	41.882	166.6	34.073	144.0	1:58.822	
6 -	43.076	138.9	41.552 172.2	34.287	143.2	1:58.915	14 -	42.993	140.6	41.606	167.7	34.191	145.1	1:58.790	
7 -	42.961	139.7	41.513 170.8	34.099	146.1	1:58.573	15 -	43.471	135.6	41.951	171.4	34.095	145.5	1:59.517	
8 -	42.909	141.9	41.327 167.1	34.239	145.7	1:58.475	16 -	43.326	141.1	41.777	162.8	<b>33.893</b>	145.9	1:58.996	
953 Vogel/Muller				Ford Falcon Sprint				T10							
1 -	46.050	154.5	40.243 179.1	32.622	163.8	1:58.915	9 -	40.499	152.7	40.417	172.5	33.211	163.1	1:54.127	
2 -	41.161	150.0	39.846	<b>187.1</b>	33.334	<b>164.6</b>	1:54.341	10 -	41.156	<b>156.9</b>	40.274	177.6	32.667	163.1	1:54.097
3 -	40.425	153.4	39.925 185.2	32.797	164.3	1:53.147	11 -	41.180	153.8	40.729	175.8	33.659	156.7	1:55.568	
4 -	<b>40.276</b>	156.0	40.072 179.7	33.141	156.0	1:53.489	12 -	41.606	152.7	41.135	165.6	33.705	157.2	1:56.446	
5 -	40.704	155.1	39.976 178.5	33.174	161.4	1:53.854	13 -	41.341	156.0	<b>39.734</b>	183.0	33.284	162.8	1:54.359	
6 -	40.774	154.5	39.800 184.3	<b>32.476</b>	163.6	<b>1:53.050</b>	14 -	40.797	155.8	40.494	178.8	32.927	161.9	1:54.218	
7 -	40.737	153.1	40.333 163.6	33.354	163.6	1:54.424	15 -	40.695	154.7	40.220	179.1	32.965	163.6	1:53.880	
8 -	40.633	149.7	39.965 177.0	33.056	162.8	1:53.654	16 -	40.921	<b>156.9</b>	40.117	179.1	33.125	162.4	1:54.163	

Weather/Track: Sun/Dry

www.mstworld.com

Page 5 of 6

Oschersleben  
Circuit Length = 3.6670 km.  
Start: 11:34 End: 12:04

Printed - 12:10 Saturday, 01 July 2006

**FIA GTC-TC'65 GTC-TC '76 Historic Touring and Grand Touring Cars  
RACE 1 - SECTOR ANALYSIS**

(contd.)

<b>956</b>	<b>Christen/Muller</b>				<b>Ford Mustang</b>				<b>T10</b>						
<b>1</b> -	48.473	143.8	41.118	153.4	33.586	156.9	2:03.177	<b>9</b> -	42.004	150.6	39.598	176.4	32.700	160.4	1:54.302
<b>2</b> -	41.758	147.7	39.947	170.8	32.834	154.7	1:54.539	<b>10</b> -	41.487	148.5	40.703	175.8	32.738	158.8	1:54.928
<b>3</b> -	40.933	148.9	40.263	170.6	32.537	159.2	1:53.733	<b>11</b> -	41.058	152.3	<b>39.458</b>	172.8	32.684	154.7	<b>1:53.200</b>
<b>4</b> -	41.621	148.9	39.761	170.0	33.031	157.8	1:54.413	<b>12</b> -	42.032	150.8	40.130	175.3	32.918	156.0	1:55.080
<b>5</b> -	<b>40.541</b>	149.7	39.867	175.3	33.466	157.2	1:53.874	<b>13</b> -	40.634	<b>154.9</b>	39.871	175.6	32.796	158.5	1:53.301
<b>6</b> -	41.366	151.2	40.144	172.5	32.813	157.2	1:54.323	<b>14</b> -	40.829	153.6	39.754	175.8	32.679	<b>161.7</b>	1:53.262
<b>7</b> -	41.323	153.1	39.902	177.3	<b>32.236</b>	156.2	1:53.461	<b>15</b> -	41.596	147.3	41.389	<b>178.2</b>	32.856	158.3	1:55.841
<b>8</b> -	40.942	154.2	40.334	170.0	33.672	157.6	1:54.948	<b>16</b> -	41.558	151.8	41.943	169.8	34.047	148.5	1:57.548

Weather/Track: Sun/Dry

www.mstworld.com

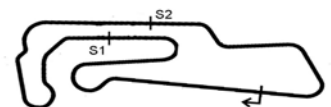
Page 6 of 6

Oschersleben  
Circuit Length = 3.6670 km.  
Start: 11:34 End: 12:04  
Printed - 12:10 Saturday, 01 July 2006

# FIA GTC-TC'65 GTC-TC '76 Historic Touring and Grand Touring Cars

## Race 1 - Best Sector Speeds Report

SECTOR 1				SECTOR 2				SECTOR 3				
POS	NO	NAME	SPEED	LAP	NO	NAME	SPEED	LAP	NO	NAME	SPEED	LAP
1	901	MALSBENDEN	171.7	13	901	MALSBENDEN	200.3	16	901	MALSBENDEN	178.5	7
2	451	GROPPER	160.2	2	451	GROPPER	192.1	3	451	GROPPER	165.8	1
3	701	WARMENIUS	157.4	13	953	VOGEL	187.1	2	701	WARMENIUS	165.1	14
4	953	VOGEL	156.9	10	711	NILSSON	184.9	2	953	VOGEL	164.6	2
5	851	STEIN	154.9	6	701	WARMENIUS	183.3	12	851	STEIN	161.1	5
6	956	CHRISTEN	154.9	13	851	STEIN	182.7	2	956	CHRISTEN	161.1	14
7	711	NILSSON	154.7	13	951	SCHACHINGE	181.8	3	711	NILSSON	160.7	14
8	951	SCHACHINGE	152.7	3	956	CHRISTEN	178.2	15	951	SCHACHINGE	157.8	5
9	703	BONDESSON	150.8	14	703	BONDESSON	177.0	5	703	BONDESSON	156.2	11
10	905	DERICHS	146.5	12	952	DERICHS	173.6	2	905	DERICHS	151.0	2
11	751	ANTON	145.5	5	806	OEHME	169.8	15	751	ANTON	150.6	3
12	752	GUSTAVSSON	144.9	9	905	DERICHS	168.2	11	752	GUSTAVSSON	150.2	3
13	952	DERICHS	143.2	10	360	ALTH	167.7	2	806	OEHME	149.3	7
14	753	WARMENIUS	142.8	7	751	ANTON	167.1	3	952	DERICHS	146.9	1
15	806	OEHME	142.8	14	752	GUSTAVSSON	166.1	1	360	ALTH	146.3	3
16	360	ALTH	141.5	7	753	WARMENIUS	165.3	5	753	WARMENIUS	145.9	6
17	310	CAJANI	113.2	3	311	ZAMPATTI	131.0	11	311	ZAMPATTI	118.6	5
18	313	AMBROSI	113.2	3	313	AMBROSI	125.4	2	313	AMBROSI	115.7	2
19	311	ZAMPATTI	113.0	9	310	CAJANI	124.5	2	310	CAJANI	115.1	2



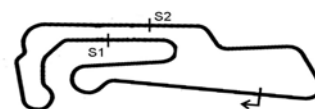
Circuit Length - 3.667 kilometres  
Motopark  
Oschersleben

# FIA GTC-TC'65 GTC-TC '76 Historic Touring and Grand Touring Cars

## Race 1 - Best Sector Times Report

POS	NO	SECTOR 1			SECTOR 2			SECTOR 3			NAME	IDEAL/BEST LAP COMPARISON			
		TIME	LAP	NO	TIME	LAP	NO	TIME	LAP	NO		IDEAL	BEST	LAP	DIFF
1	851	37.477	10	851	36.762	6	851	29.798	4	851	STEIN	1:44.037	1:44.219	6	+ 0.182
2	711	37.815	13	451	36.814	3	701	30.354	10	451	GROPPER	1:45.592	1:45.771	3	+ 0.179
3	901	37.996	13	701	37.097	9	951	30.766	11	701	WARMENIU	1:45.693	1:46.068	10	+ 0.375
4	451	38.008	3	951	37.486	3	451	30.770	6	711	NILSSON	1:46.159	1:46.844	13	+ 0.685
5	701	38.242	13	711	37.563	5	711	30.781	13	901	MALSBENDE	1:46.587	1:46.970	5	+ 0.383
6	951	38.515	4	901	37.729	15	901	30.862	5	951	SCHACHING	1:46.767	1:46.896	3	+ 0.129
7	752	40.109	4	751	38.560	4	752	31.815	4	752	GUSTAVSSO	1:50.616	1:50.616	4	+ 0.000
8	703	40.174	9	752	38.692	4	751	31.843	4	751	ANTON	1:50.717	1:50.759	4	+ 0.042
9	953	40.276	4	753	38.970	14	753	32.222	14	753	WARMENIU	1:51.567	1:51.722	14	+ 0.155
10	751	40.314	5	360	39.355	7	956	32.236	7	956	CHRISTEN	1:52.235	1:53.200	11	+ 0.965
11	753	40.375	9	956	39.458	11	360	32.297	4	703	BONDESSON	1:52.238	1:52.782	7	+ 0.544
12	956	40.541	5	703	39.489	9	953	32.476	6	953	VOGEL	1:52.486	1:53.050	6	+ 0.564
13	360	40.942	7	953	39.734	13	703	32.575	11	360	ALTH	1:52.594	1:53.290	4	+ 0.696
14	806	40.966	7	806	39.781	9	905	32.632	7	806	OEHME	1:53.459	1:53.933	9	+ 0.474
15	905	41.732	13	905	40.127	10	806	32.712	2	905	DERICHS	1:54.491	1:54.706	10	+ 0.215
16	952	42.147	11	952	41.298	2	952	33.893	16	952	DERICHS	1:57.338	1:57.571	11	+ 0.233
17	311	50.403	9	311	49.736	10	311	39.529	11	311	ZAMPATTI	2:19.668	2:20.621	9	+ 0.953
18	310	51.228	3	313	50.636	2	310	40.526	2	310	CAJANI	2:22.832	2:23.964	2	+ 1.132
19	313	51.715	3	310	51.078	2	313	40.845	2	313	AMBROSI	2:23.196	2:23.541	2	+ 0.345

'Perfect Lap' - 1:44.037



Circuit Length - 3.667 kilometres  
Motopark  
Oschersleben

# FIA GTC-TC'65 GTC-TC '76 Historic Touring and Grand Touring Cars

## RACE 1 - LAP CHART

Lap 1			Lap 2			Lap 3			Lap 4			Lap 5		
No	Behind	Laptime	No	Behind	Laptime	No	Behind	Laptime	No	Behind	Laptime	No	Behind	Laptime
851		1:47.327	851		1:44.927	851		1:44.371	851		1:46.348	851		1:45.378
901	3.956	1:51.283	901	7.004	1:47.975	451	9.039	1:45.771	451	10.955	1:48.264	451	11.861	1:46.284
711	4.910	1:52.237	451	7.639	1:47.082	901	11.094	1:48.461	311	1 LAP	2:21.550	901	14.363	1:46.970
701	4.971	1:52.298	711	8.514	1:48.531	711	12.048	1:47.905	901	12.771	1:48.025	711	15.319	1:46.929
451	5.484	1:52.811	902	12.815	1:49.298	701	18.909	1:47.683	711	13.768	1:48.068	701	23.985	1:46.981
902	8.444	1:55.771	701	15.597	1:55.553	902	18.929	1:50.485	701	22.382	1:49.821	951	29.624	1:50.184
752	9.206	1:56.533	752	16.692	1:52.413	951	23.010	1:46.896	902	23.756	1:51.175	752	36.503	1:53.381
751	9.616	1:56.943	751	16.988	1:52.299	752	24.232	1:51.911	310	1 LAP	2:27.439	751	36.640	1:53.153
953	11.588	1:58.915	951	20.485	1:51.354	751	24.454	1:51.837	951	24.818	1:48.156	953	45.395	1:53.854
753	13.086	2:00.413	953	21.002	1:54.341	953	29.778	1:53.147	313	1 LAP	2:29.437	902	47.126	2:08.748
951	14.058	2:01.385	753	22.170	1:54.011	753	30.811	1:53.012	752	28.500	1:50.616	753	47.203	1:54.626
360	14.407	2:01.734	360	23.667	1:54.187	360	32.792	1:53.496	751	28.865	1:50.759	360	49.137	1:54.781
806	15.010	2:02.337	806	24.621	1:54.538	806	34.233	1:53.983	953	36.919	1:53.489	956	51.385	1:53.874
956	15.850	2:03.177	956	25.462	1:54.539	956	34.824	1:53.733	753	37.955	1:53.492	806	52.478	1:55.027
703	17.721	2:05.048	703	26.468	1:53.674	703	36.538	1:54.441	360	39.734	1:53.290	703	53.315	1:54.738
952	19.112	2:06.439	952	32.417	1:58.232	952	46.722	1:58.676	806	42.829	1:54.944	311	1 LAP	2:31.612
905	19.588	2:06.915	905	32.866	1:58.205	905	47.117	1:58.622	956	42.889	1:54.413	905	1:10.329	1:56.763
311	41.676	2:29.003	311	1:21.381	2:24.632				703	43.955	1:53.765	952	1:14.000	1:58.894
310	48.166	2:35.493	310	1:27.203	2:23.964				905	58.944	1:58.175			
313	49.486	2:36.813	313	1:28.100	2:23.541				952	1:00.484	2:00.110			

Weather/Track: Sun/Dry

www.mstworld.com

Page 1 of 4

Oschersleben  
Circuit Length = 3.6670 km.  
Start: 11:34 End: 12:04

Printed - 12:14 Saturday, 01 July 2006

# FIA GTC-TC'65 GTC-TC '76 Historic Touring and Grand Touring Cars

## RACE 1 - LAP CHART

(contd.)

Lap 6			Lap 7			Lap 8			Lap 9			Lap 10		
No	Behind	Laptime	No	Behind	Laptime	No	Behind	Laptime	No	Behind	Laptime	No	Behind	Laptime
851		1:44.219	851		1:45.487	851		1:46.216	851		1:44.844	851		1:44.543
451	14.183	1:46.541	451	15.997	1:47.301	451	18.610	1:48.829	952	1 LAP	1:58.475	905	1 LAP	1:55.514
901	18.304	1:48.160	901	20.954	1:48.137	901	22.826	1:48.088	451	21.973	1:48.207	952	1 LAP	1:57.969
711	19.338	1:48.238	711	21.932	1:48.081	711	23.634	1:47.918	901	25.220	1:47.238	451	25.052	1:47.622
701	27.243	1:47.477	701	28.106	1:46.350	701	28.724	1:46.834	711	26.181	1:47.391	901	28.069	1:47.392
951	33.530	1:48.125	951	36.126	1:48.083	311	2 LAPS	2:24.296	701	30.107	1:46.227	711	28.813	1:47.175
752	44.707	1:52.423	752	51.039	1:51.819	951	37.870	1:47.960	951	42.521	1:49.495	701	31.632	1:46.068
751	44.910	1:52.489	751	51.794	1:52.371	752	56.707	1:51.884	751	1:04.592	1:52.552	951	46.059	1:48.081
953	54.226	1:53.050	902	1:02.139	1:51.681	751	56.884	1:51.306	752	1:05.142	1:53.279	751	1:12.182	1:52.133
902	55.945	1:53.038	953	1:03.163	1:54.424	902	1:07.289	1:51.366	311	2 LAPS	2:25.472	752	1:12.758	1:52.159
753	57.897	1:54.913	360	1:06.875	1:53.378	953	1:10.601	1:53.654	902	1:13.937	1:51.492	902	1:19.840	1:50.446
360	58.984	1:54.066	956	1:09.463	1:53.461	360	1:15.325	1:54.666	953	1:19.884	1:54.127	953	1:29.438	1:54.097
956	1:01.489	1:54.323	703	1:10.812	1:52.782	703	1:17.730	1:53.134	360	1:25.586	1:55.105	703	1:34.393	1:53.156
703	1:03.517	1:54.421	806	1:12.819	1:54.307	956	1:18.195	1:54.948	703	1:25.780	1:52.894	360	1:36.130	1:55.087
806	1:03.999	1:55.740	753	1:14.488	2:02.078P	806	1:20.811	1:54.208	956	1:27.653	1:54.302	956	1:38.038	1:54.928
905	1:22.223	1:56.113	905	1:32.021	1:55.285	753	1:33.164	2:04.892	806	1:29.900	1:53.933	806	1:40.166	1:54.809
952	1:28.696	1:58.915	952	1:41.782	1:58.573	905	1:41.307	1:55.502	753	1:40.188	1:51.868			
311	1 LAP	2:26.107												

Weather/Track: Sun/Dry

www.mstworld.com

Page 2 of 4

Oschersleben  
Circuit Length = 3.6670 km.  
Start: 11:34 End: 12:04

Printed - 12:14 Saturday, 01 July 2006

# FIA GTC-TC'65 GTC-TC '76 Historic Touring and Grand Touring Cars

## RACE 1 - LAP CHART

(contd.)

Lap 11			Lap 12			Lap 13			Lap 14			Lap 15		
No	Behind	Laptime	No	Behind	Laptime	No	Behind	Laptime	No	Behind	Laptime	No	Behind	Laptime
851		1:45.829	851		1:45.700	851		1:46.516	851		1:46.498	851		1:47.021
753	1 LAP	1:52.373	806	1 LAP	1:54.412	953	1 LAP	1:56.446	953	1 LAP	1:54.359	311	4 LAPS	2:24.431
311	3 LAPS	2:27.260	753	1 LAP	1:51.777	703	1 LAP	1:54.687	703	1 LAP	1:54.460	953	1 LAP	1:54.218
905	1 LAP	1:54.706	905	1 LAP	1:54.902	360	1 LAP	1:54.138	360	1 LAP	1:53.900	703	1 LAP	1:54.529
451	26.390	1:47.167	451	28.638	1:47.948	956	1 LAP	1:55.080	956	1 LAP	1:53.301	360	1 LAP	1:53.795
901	29.449	1:47.209	901	31.211	1:47.462	806	1 LAP	1:54.251	806	1 LAP	1:54.543	956	1 LAP	1:53.262
711	30.037	1:47.053	711	32.033	1:47.696	753	1 LAP	1:52.397	753	1 LAP	1:51.905	753	1 LAP	1:51.722
701	32.457	1:46.654	701	33.329	1:46.572	451	29.176	1:47.054	451	29.566	1:46.888	806	1 LAP	1:54.725
952	1 LAP	1:58.823	311	3 LAPS	2:20.621	901	31.768	1:47.073	901	33.546	1:48.276	451	29.619	1:47.074
951	47.431	1:47.201	952	1 LAP	1:57.571	711	32.361	1:46.844	711	34.360	1:48.497	901	33.637	1:47.112
751	1:18.624	1:52.271	951	49.284	1:47.553	701	33.151	1:46.338	701	34.482	1:47.829	711	34.218	1:46.879
752	1:19.021	1:52.092	751	1:25.103	1:52.179	905	1 LAP	1:56.435	905	1 LAP	1:54.884	701	35.732	1:48.271
902	1:25.460	1:51.449	752	1:25.488	1:52.167	951	51.101	1:48.333	951	52.879	1:48.276	905	1 LAP	1:56.227
953	1:39.177	1:55.568	902	1:30.930	1:51.170	952	1 LAP	1:58.259	952	1 LAP	1:58.822	951	53.924	1:48.066
703	1:41.527	1:52.963				311	3 LAPS	2:23.246	751	1:35.760	1:51.882	952	1 LAP	1:58.790
360	1:44.174	1:53.873				751	1:30.376	1:51.789	752	1:36.664	1:52.368	751	1:40.970	1:52.231
956	1:45.409	1:53.200				752	1:30.794	1:51.822	902	1:39.557	1:51.000	752	1:41.658	1:52.015
						902	1:35.055	1:50.641				902	1:43.197	1:50.661

Weather/Track: Sun/Dry

www.mstworld.com

Page 3 of 4

Oschersleben  
Circuit Length = 3.6670 km.  
Start: 11:34 End: 12:04

Printed - 12:14 Saturday, 01 July 2006

**FIA GTC-TC'65 GTC-TC '76 Historic Touring and Grand Touring Cars  
RACE 1 - LAP CHART**

(contd.)

Lap 16			Lap 17			Lap 18			Lap 19			Lap 20		
No	Behind	Laptime	No	Behind	Laptime	No	Behind	Laptime	No	Behind	Laptime	No	Behind	Laptime
851		1:45.544	851		1:55.018									
953	1 LAP	1:53.880	751	1 LAP	2:01.664									
703	1 LAP	1:53.702	953	1 LAP	1:54.163									
360	1 LAP	1:54.594	451	26.845	1:48.594									
956	1 LAP	1:55.841	703	1 LAP	1:54.956									
451	33.269	1:49.194	901	28.717	1:47.535									
901	36.200	1:48.107	711	29.298	1:47.529									
711	36.787	1:48.113	360	1 LAP	1:56.234									
806	1 LAP	1:55.847	956	1 LAP	1:57.548									
753	1 LAP	2:00.003	806	1 LAP	1:54.551									
701	42.245	1:52.057	701	46.949	1:59.722									
311	4 LAPS	2:27.765	753	1 LAP	2:03.730									
951	58.320	1:49.940	951	55.215	1:51.913									
905	1 LAP	1:55.449	905	1 LAP	1:55.525									
952	1 LAP	1:59.517	311	4 LAPS	2:24.434									
902	1:49.065	1:51.412	952	1 LAP	1:58.996									
752	1:50.465	1:54.351	902	1:46.084	1:52.037									
			752	1:50.833	1:55.386									

Weather/Track: Sun/Dry

www.mstworld.com

Page 4 of 4

Oschersleben  
Circuit Length = 3.6670 km.  
Start: 11:34 End: 12:04


Printed - 12:14 Saturday, 01 July 2006

# FIA GTC-TC'65 GTC-TC '76 Historic Touring and Grand Touring Cars

## GRID FOR RACE 2 - AMENDED

ROW 11	955	Gropper	361	Heschi-Gillespie/Alth
ROW 10	310	Cajani/Somaschini	313	Ambrosi/Rossi
ROW 9	952	Derichs/Kubik	311	Zampatti/Antonacci
ROW 8	753	Warmenius/Turebrand	905	Derichs/Kubik
ROW 7	956	Christen/Muller	806	Oehme
ROW 6	703	Bondesson		
ROW 5	751	Anton	953	Vogel/Muller
ROW 4	902	Schachinger	752	Gustavsson/Gustavsson
ROW 3	701	Warmenius	951	Schachinger/Weissengruber
ROW 2	901	Malsbenden	711	Nilsson
ROW 1	851	Stein		

**POLE**



Weather/Track: Sun/Dry

Oschersleben  
Circuit Length = 3.6670 km.  
Start: 11:34 End: 12:04

Race Director:	Steward:	Timekeeper:
----------------	----------	-------------

## FIA GTC-TC'65 GTC-TC '76 Historic Touring and Grand Touring Cars

### RACE 2 CLASSIFICATION

POS	NO	CL	DRIVER(S)	CAR	TIME	LAPS	GAP	KPH	BEST
1	901	G12	Malsbenden	Chevrolet Corvette	30:03.946	16		116.76	1:47.921
2	753	T8	Warmenius/Turebrand	Ford Lotus Cortina	30:15.313	16	11.367	116.03	1:52.761
3	955	T10	Gropper	Ford Mustang	30:21.328	16	17.382	115.65	1:51.645
4	752	T8	Gustavsson/Gustavsson	Ford Lotus Cortina	30:22.129	16	18.183	115.60	1:52.444
5	361	T14	Heschi-Gillespie	BMW 2002	30:37.413	16	33.467	114.64	1:51.622
6	953	T10	Vogel/Muller	Ford Falcon Sprint	30:45.941	16	41.995	114.11	1:53.563
7	806	G11	Oehme	Porsche 911	31:15.634	16	1:11.688	112.30	1:54.519
8	952	T10	Derichs/Kubik	Ford Mustang	31:45.067	16	1:41.121	110.57	1:57.645
9	905	G12	Derichs/Kubik	Jaguar E-Type	32:06.396	16	2:02.450	109.34	1:55.696
10	956	T10	Christen/Muller	Ford Mustang	30:06.344	15	1 LAP	109.30	1:53.656

#### NOT CLASSIFIED

902	G12	Schachinger	Chevrolet Corvette	11:53.924	6	D.N.F.	110.13	1:49.887
751	T8	Anton	Alfa Romeo GTA		0	D.N.F.	N/A	

#### FASTEST LAP

901	G12	Malsbenden	Chevrolet Corvette	1:47.921	2	122.32kph	76.00mph
361	T14	Heschi-Gillespie	BMW 2002	1:51.622	13	118.26kph	73.48mph
955	T10	Gropper	Ford Mustang	1:51.645	14	118.24kph	73.47mph
752	T8	Gustavsson/Gustavsson	Ford Lotus Cortina	1:52.444	14	117.40kph	72.95mph
806	G11	Oehme	Porsche 911	1:54.519	4	115.27kph	71.62mph

**CAR 951 DISQUALIFIED - Stewards decision**  
**Weather/Track: Sun/Dry**

Oschersleben  
 Circuit Length = 3.6670 km.  
 Start: 18:28 End: 18:58

Race Director:	Steward:	Timekeeper:
----------------	----------	-------------

## FIA GTC-TC'65 GTC-TC '76 Historic Touring and Grand Touring Cars

### RACE 2 CLASSIFICATION - CLASS RESULTS

POS	NO	CL	DRIVER(S)	CAR	TIME	LAPS	GAP	KPH	BEST
1	901	G12	Malsbenden	Chevrolet Corvette	30:03.946	16		116.76	1:47.921
2	905	G12	Derichs/Kubik	Jaguar E-Type	32:06.396	16	2:02.450	109.34	1:55.696
				NOT CLASSIFIED					
	902	G12	Schachinger	Chevrolet Corvette	11:53.924	6	D.N.F.	110.13	1:49.887
				FASTEST LAP					
	901	G12	Malsbenden	Chevrolet Corvette	1:47.921	2	122.32kph		76.00mph

**CAR 951 DISQUALIFIED - Stewards decision**  
**Weather/Track: Sun/Dry**

Oschersleben  
 Circuit Length = 3.6670 km.  
 Start: 18:28 End: 18:58

Race Director:	Steward:	Timekeeper:
----------------	----------	-------------

# FIA GTC-TC'65 GTC-TC '76 Historic Touring and Grand Touring Cars

## RACE 2 CLASSIFICATION - CLASS RESULTS

(contd.)

POS	NO	CL	DRIVER(S)	CAR	TIME	LAPS	GAP	KPH	BEST
1	753	T8	Warmenius/Turebrand	Ford Lotus Cortina	30:15.313	16		116.03	1:52.761
2	752	T8	Gustavsson/Gustavsson	Ford Lotus Cortina	30:22.129	16	6.816	115.60	1:52.444
				NOT CLASSIFIED					
	751	T8	Anton	Alfa Romeo GTA		0	D.N.F.	N/A	
				FASTEST LAP					
	752	T8	Gustavsson/Gustavsson	Ford Lotus Cortina	1:52.444	14	117.40kph		72.95mph

**CAR 951 DISQUALIFIED - Stewards decision**  
**Weather/Track: Sun/Dry**

Oschersleben  
 Circuit Length = 3.6670 km.  
 Start: 18:28 End: 18:58

Race Director:	Steward:	Timekeeper:
----------------	----------	-------------

# FIA GTC-TC'65 GTC-TC '76 Historic Touring and Grand Touring Cars

## RACE 2 CLASSIFICATION - CLASS RESULTS

(contd.)

POS	NO	CL	DRIVER(S)	CAR	TIME	LAPS	GAP	KPH	BEST
1	955	T10	Gropper	Ford Mustang	30:21.328	16		115.65	1:51.645
2	953	T10	Vogel/Muller	Ford Falcon Sprint	30:45.941	16	24.613	114.11	1:53.563
3	952	T10	Derichs/Kubik	Ford Mustang	31:45.067	16	1:23.739	110.57	1:57.645
4	956	T10	Christen/Muller	Ford Mustang	30:06.344	15	1 LAP	109.30	1:53.656
				NOT CLASSIFIED					
				FASTEST LAP					
	955	T10	Gropper	Ford Mustang	1:51.645	14	118.24kph	73.47mph	

**CAR 951 DISQUALIFIED - Stewards decision**  
**Weather/Track: Sun/Dry**

Oschersleben  
 Circuit Length = 3.6670 km.  
 Start: 18:28 End: 18:58

Race Director:	Steward:	Timekeeper:
----------------	----------	-------------

# FIA GTC-TC'65 GTC-TC '76 Historic Touring and Grand Touring Cars

## RACE 2 CLASSIFICATION - CLASS RESULTS

(contd.)

POS	NO	CL	DRIVER(S)	CAR	TIME	LAPS	GAP	KPH	BEST
1	361	T14	Heschi-Gillespie	BMW 2002	30:37.413	16		114.64	1:51.622
				NOT CLASSIFIED					
				FASTEST LAP					
	361	T14	Heschi-Gillespie	BMW 2002	1:51.622	13	118.26kph	73.48mph	

**CAR 951 DISQUALIFIED - Stewards decision**  
**Weather/Track: Sun/Dry**

Oschersleben  
 Circuit Length = 3.6670 km.  
 Start: 18:28 End: 18:58

Race Director:	Steward:	Timekeeper:
----------------	----------	-------------

# FIA GTC-TC'65 GTC-TC '76 Historic Touring and Grand Touring Cars

## RACE 2 CLASSIFICATION - CLASS RESULTS

(contd.)

POS	NO	CL	DRIVER(S)	CAR	TIME	LAPS	GAP	KPH	BEST
1	806	G11	Oehme	Porsche 911	31:15.634	16		112.30	1:54.519
				NOT CLASSIFIED					
				FASTEST LAP					
	806	G11	Oehme	Porsche 911	1:54.519	4	115.27kph		71.62mph

**CAR 951 DISQUALIFIED - Stewards decision**  
**Weather/Track: Sun/Dry**

Oschersleben  
 Circuit Length = 3.6670 km.  
 Start: 18:28 End: 18:58

Race Director:	Steward:	Timekeeper:
----------------	----------	-------------

## FIA GTC-TC'65 GTC-TC '76 Historic Touring and Grand Touring Cars

### RACE 2 - SECTOR ANALYSIS

<b>361</b>	Heschi-Gillespie				BMW 2002				<b>T14</b>		
1 -	1:27.783	161.1	32.901	146.5	2:00.684	9 -	1:20.441	167.1	<b>31.513</b>	148.1	1:51.954
2 -	1:20.625	162.6	33.214	144.1	1:53.839	10 -	1:20.064	165.6	31.747	<b>148.9</b>	1:51.811
3 -	1:22.206	158.5	33.734	142.6	1:55.940	11 -	1:20.309	165.8	31.951	147.1	1:52.260
4 -	1:22.241	163.1	33.507	148.1	1:55.748	12 -	1:20.095	166.1	31.840	147.3	1:51.935
5 -	1:22.742	163.8	33.175	143.2	1:55.917	13 -	1:20.007	166.9	31.615	145.5	<b>1:51.622</b>
6 -	1:22.232	164.6	33.155	145.3	1:55.387	14 -	<b>1:19.775</b>	166.6	32.004	147.1	1:51.779
7 -	1:21.510	163.8	32.625	147.9	1:54.135	15 -	1:19.955	<b>167.9</b>	32.282	147.3	1:52.237
8 -	1:21.130	163.3	32.750	145.5	1:53.880	16 -	1:36.390	164.1	31.895	144.9	2:08.285
<b>751</b>	Anton				Alfa Romeo GTA				<b>T8</b>		
<b>752</b>	Gustavsson/Gustavsson				Ford Lotus Cortina				<b>T8</b>		
1 -	1:22.248	161.6	32.509	145.9	1:54.757	9 -	1:21.072	163.1	32.510	146.3	1:53.582
2 -	1:21.815	159.7	33.306	146.7	1:55.121	10 -	1:20.824	163.1	32.222	146.7	1:53.046
3 -	1:22.775	159.0	32.432	148.1	1:55.207	11 -	1:21.178	163.1	<b>31.855</b>	<b>148.9</b>	1:53.033
4 -	1:22.023	163.1	32.819	146.7	1:54.842	12 -	1:21.096	162.8	32.180	148.7	1:53.276
5 -	1:21.203	163.1	32.419	147.7	1:53.622	13 -	1:21.598	157.2	32.211	147.9	1:53.809
6 -	1:21.729	163.1	32.270	147.7	1:53.999	14 -	<b>1:20.232</b>	163.1	32.212	148.3	<b>1:52.444</b>
7 -	1:21.833	161.6	33.022	144.1	1:54.855	15 -	1:20.440	<b>163.3</b>	32.448	147.1	1:52.888
8 -	1:21.182	162.4	32.570	147.5	1:53.752	16 -	1:20.528	162.8	33.368	147.7	1:53.896
<b>753</b>	Warmenius/Turebrand				Ford Lotus Cortina				<b>T8</b>		
1 -	1:23.763	161.9	32.194	143.6	1:55.957	9 -	1:21.092	162.4	32.487	145.5	1:53.579
2 -	1:20.689	162.6	32.581	146.1	1:53.270	10 -	1:21.219	162.6	<b>32.191</b>	<b>146.7</b>	1:53.410
3 -	1:20.811	162.8	32.484	146.5	1:53.295	11 -	1:20.762	163.1	32.263	146.3	1:53.025
4 -	1:21.059	162.6	32.730	145.3	1:53.789	12 -	<b>1:20.411</b>	162.6	32.668	146.1	1:53.079
5 -	1:20.798	<b>163.3</b>	32.690	144.9	1:53.488	13 -	1:20.775	163.1	32.375	145.9	1:53.150
6 -	1:21.072	162.6	32.324	<b>146.7</b>	1:53.396	14 -	1:20.515	163.1	32.246	145.5	<b>1:52.761</b>
7 -	1:20.873	162.6	32.436	145.1	1:53.309	15 -	1:20.470	<b>163.3</b>	32.310	145.9	1:52.780
8 -	1:21.036	162.1	32.341	<b>146.7</b>	1:53.377	16 -	1:21.063	<b>163.3</b>	32.585	145.9	1:53.648

CAR 951 DISQUALIFIED - Stewards decision  
Weather/Track: Sun/Dry

# FIA GTC-TC'65 GTC-TC '76 Historic Touring and Grand Touring Cars

## RACE 2 - SECTOR ANALYSIS

(contd.)

806 Oehme		Porsche 911								G11	
1 -	1:27.140	164.8	33.057	145.7	2:00.197	9 -	1:22.567	<b>168.4</b>	<b>32.880</b>	146.5	1:55.447
2 -	1:23.335	165.1	33.340	147.1	1:56.675	10 -	1:22.221	166.6	33.041	145.3	1:55.262
3 -	1:23.625	165.3	32.960	144.9	1:56.585	11 -	1:22.542	163.6	34.481	140.8	1:57.023
4 -	<b>1:21.411</b>	167.9	33.108	<b>148.1</b>	<b>1:54.519</b>	12 -	1:23.298	141.1	34.757	125.1	1:58.055
5 -	1:22.455	165.8	33.101	147.3	1:55.556	13 -	1:24.779	162.1	35.158	133.3	1:59.937
6 -	1:22.508	166.1	33.245	146.9	1:55.753	14 -	1:24.615	166.6	35.346	133.6	1:59.961
7 -	1:22.712	166.6	33.436	146.7	1:56.148	15 -	1:24.407	167.1	35.232	125.8	1:59.639
8 -	1:22.434	164.8	33.015	147.5	1:55.449	16 -	1:24.498	163.3	34.930	140.8	1:59.428
901 Malsbenden		Chevrolet Corvette								G12	
1 -	1:16.952	<b>194.2</b>	<b>31.045</b>	175.0	1:47.997	9 -	1:21.661	167.1	32.677	176.7	1:54.338
2 -	<b>1:16.857</b>	177.9	31.064	176.1	<b>1:47.921</b>	10 -	1:21.606	163.6	33.067	176.1	1:54.673
3 -	1:17.546	181.8	31.788	174.4	1:49.334	11 -	1:19.454	180.0	32.405	176.4	1:51.859
4 -	1:19.728	159.5	32.620	173.0	1:52.348	12 -	1:20.355	177.0	32.042	<b>177.3</b>	1:52.397
5 -	1:20.316	166.4	32.765	174.1	1:53.081	13 -	1:21.811	174.4	32.418	173.9	1:54.229
6 -	1:22.870	162.8	32.676	175.3	1:55.546	14 -	1:20.936	162.1	32.527	159.2	1:53.463
7 -	1:21.040	167.4	32.636	175.3	1:53.676	15 -	1:21.279	171.7	32.118	170.0	1:53.397
8 -	1:20.049	168.7	32.115	174.7	1:52.164	16 -	1:23.010	170.0	34.513	144.0	1:57.523
902 Schachinger		Chevrolet Corvette								G12	
1 -	1:19.508	<b>191.8</b>	<b>31.126</b>	<b>172.2</b>	1:50.634	4 -	1:24.100	151.6	33.720	158.5	1:57.820
2 -	<b>1:18.041</b>	173.0	31.846	168.4	<b>1:49.887</b>	5 -	1:25.879	158.8	34.646	156.9	2:00.525
3 -	1:18.694	170.0	33.113	156.7	1:51.807	6 -	1:29.741	160.7	53.510		2:23.251 P
905 Derichs/Kubik		Jaguar E-Type								G12	
1 -	1:28.533	163.1	33.654	148.1	2:02.187	9 -	1:22.901	169.0	<b>32.795</b>	141.3	<b>1:55.696</b>
2 -	1:23.726	168.4	33.106	147.3	1:56.832	10 -	1:23.199	167.4	32.808	144.1	1:56.007
3 -	<b>1:22.658</b>	167.9	33.084	145.1	1:55.742	11 -	1:23.367	162.6	33.660	138.9	1:57.027
4 -	1:22.846	166.6	32.942	147.3	1:55.788	12 -	1:24.623	165.8	33.840	137.2	1:58.463
5 -	1:22.901	169.0	33.135	<b>150.2</b>	1:56.036	13 -	1:25.720	158.5	33.481	140.6	1:59.201
6 -	1:22.930	<b>169.2</b>	33.232	145.1	1:56.162	14 -	1:23.626	166.1	37.163	100.7	2:00.789
7 -	1:24.355	156.5	33.400	142.4	1:57.755	15 -	1:48.119	95.9	41.635	101.0	2:29.754
8 -	1:24.273	164.8	33.055	142.6	1:57.328	16 -	1:35.174	126.6	36.455	122.8	2:11.629

CAR 951 DISQUALIFIED - Stewards decision  
Weather/Track: Sun/Dry

# FIA GTC-TC'65 GTC-TC '76 Historic Touring and Grand Touring Cars

## RACE 2 - SECTOR ANALYSIS

(contd.)

<b>951</b>	Schachinger/Weissengruber				BMW 3.0 CSL				<b>T25</b>		
1 -				<b>1:46.458</b>	8 -			1:47.825			
2 -				1:47.123	9 -			1:48.397			
3 -				1:46.898	10 -			1:47.750			
4 -				1:47.177	11 -			1:49.278			
5 -				1:50.252	12 -			1:49.851			
6 -				1:49.459	13 -			2:03.005P			
7 -				1:47.877							
<b>952</b>	Derichs/Kubik				Ford Mustang				<b>T10</b>		
1 -	1:31.316	154.7	34.941	146.1	2:06.257	9 -	<b>1:23.384</b>	165.1	34.346	147.1	1:57.730
2 -	1:26.257	163.1	34.226	<b>147.9</b>	2:00.483	10 -	1:24.659	163.1	34.521	144.7	1:59.180
3 -	1:24.548	165.6	34.148	144.3	1:58.696	11 -	1:24.194	160.9	<b>33.948</b>	145.1	1:58.142
4 -	1:24.840	<b>170.8</b>	34.083	145.1	1:58.923	12 -	1:23.714	160.7	34.002	146.5	1:57.716
5 -	1:25.113	165.3	34.454	144.7	1:59.567	13 -	1:23.729	163.1	34.231	144.9	1:57.960
6 -	1:25.122	161.4	34.429	147.1	1:59.551	14 -	1:23.891	164.6	34.032	145.7	1:57.923
7 -	1:23.789	163.3	34.544	144.1	1:58.333	15 -	1:23.855	158.3	34.321	145.7	1:58.176
8 -	1:23.976	162.4	34.809	144.3	1:58.785	16 -	1:23.584	160.0	34.061	145.3	<b>1:57.645</b>
<b>953</b>	Vogel/Muller				Ford Falcon Sprint				<b>T10</b>		
1 -	1:25.395	<b>175.6</b>	33.494	157.4	1:58.889	9 -	1:21.592	171.9	33.772	152.9	1:55.364
2 -	1:20.801	172.8	33.989	156.9	1:54.790	10 -	1:21.688	158.1	33.450	160.7	1:55.138
3 -	1:21.725	171.4	34.160	158.1	1:55.885	11 -	1:21.544	164.6	33.374	157.2	1:54.918
4 -	1:22.312	174.1	33.775	159.5	1:56.087	12 -	1:22.246	163.8	33.328	162.6	1:55.574
5 -	1:22.344	172.2	33.676	157.8	1:56.020	13 -	1:21.314	170.3	33.256	162.1	1:54.570
6 -	1:21.850	175.0	33.636	160.4	1:55.486	14 -	1:21.409	169.0	33.656	160.2	1:55.065
7 -	1:21.438	172.5	33.156	<b>163.3</b>	1:54.594	15 -	1:21.630	170.0	33.103	160.4	1:54.733
8 -	<b>1:20.471</b>	174.7	<b>33.092</b>	161.4	<b>1:53.563</b>	16 -	1:21.622	167.7	33.643	152.5	1:55.265
<b>955</b>	Gropper				Ford Mustang				<b>T10</b>		
1 -	1:27.554	165.8	32.905	152.1	2:00.459	9 -	1:19.920	169.0	32.501	147.9	1:52.421
2 -	1:20.085	<b>171.9</b>	33.632	149.3	1:53.717	10 -	1:20.032	168.7	33.217	150.6	1:53.249
3 -	1:21.654	171.1	34.904	145.1	1:56.558	11 -	1:20.543	167.9	32.519	150.4	1:53.062
4 -	1:21.373	<b>171.9</b>	34.033	151.2	1:55.406	12 -	<b>1:19.357</b>	168.2	32.669	147.9	1:52.026
5 -	1:22.227	169.8	33.533	150.8	1:55.760	13 -	1:20.305	169.5	<b>32.177</b>	151.0	1:52.482
6 -	1:20.616	171.4	33.727	144.1	1:54.343	14 -	1:19.429	170.0	32.216	151.2	<b>1:51.645</b>
7 -	1:19.586	169.5	32.620	150.2	1:52.206	15 -	1:19.542	169.2	32.732	<b>153.1</b>	1:52.274
8 -	1:20.354	163.3	32.844	151.2	1:53.198	16 -	1:19.978	<b>171.9</b>	32.544	143.4	1:52.522

CAR 951 DISQUALIFIED - Stewards decision  
Weather/Track: Sun/Dry

**FIA GTC-TC'65 GTC-TC '76 Historic Touring and Grand Touring Cars  
RACE 2 - SECTOR ANALYSIS**

(contd.)

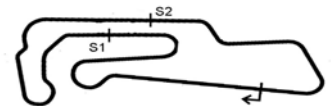
<b>956</b>	<b>Christen/Muller</b>						<b>Ford Mustang</b>						<b>T10</b>
<b>1</b> -	1:28.900	148.3	33.434	156.0	2:02.334		<b>9</b> -	1:28.470	162.6	49.459		2:17.929P	
<b>2</b> -	1:21.175	169.8	33.229	156.9	1:54.404		<b>10</b> -	2:16.605	172.5	32.686	156.7	2:49.291	
<b>3</b> -	1:22.035	169.5	32.948	154.9	1:54.983		<b>11</b> -	1:22.375	176.1	32.772	152.3	1:55.147	
<b>4</b> -	1:21.858	163.3	33.322	154.0	1:55.180		<b>12</b> -	1:21.549	175.8	32.558	157.4	1:54.107	
<b>5</b> -	1:22.297	161.6	33.237	156.7	1:55.534		<b>13</b> -	1:21.168	176.1	<b>32.488</b>	154.7	<b>1:53.656</b>	
<b>6</b> -	1:21.697	158.5	33.777	155.6	1:55.474		<b>14</b> -	<b>1:20.888</b>	<b>177.0</b>	32.787	154.0	1:53.675	
<b>7</b> -	1:22.577	170.8	32.702	<b>158.1</b>	1:55.279		<b>15</b> -	1:21.003	175.0	33.172	147.3	1:54.175	
<b>8</b> -	1:21.742	171.7	33.434	147.1	1:55.176								

**CAR 951 DISQUALIFIED - Stewards decision**  
Weather/Track: Sun/Dry

# FIA GTC-TC'65 GTC-TC '76 Historic Touring and Grand Touring Cars

## Race 2 - Best Sector Speeds Report

SECTOR 1				SECTOR 2				
POS	NO	NAME	SPEED	LAP	NO	NAME	SPEED	LAP
1	901	MALSBENDEN	194.2	1	901	MALSBENDEN	177.3	12
2	902	SCHACHINGE	191.8	1	902	SCHACHINGE	172.2	1
3	956	CHRISTEN	177.0	14	953	VOGEL	163.3	7
4	953	VOGEL	175.6	1	956	CHRISTEN	158.1	7
5	955	GROPPER	171.9	2	955	GROPPER	153.1	15
6	952	DERICHS	170.8	4	905	DERICHS	150.2	5
7	905	DERICHS	169.2	6	361	HESCHI-GILL	148.9	10
8	806	OEHME	168.4	9	752	GUSTAVSSON	148.9	11
9	361	HESCHI-GILL	167.9	15	806	OEHME	148.1	4
10	752	GUSTAVSSON	163.3	15	952	DERICHS	147.9	2
11	753	WARMENIUS	163.3	5	753	WARMENIUS	146.7	6



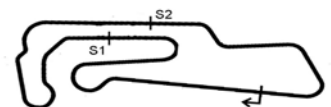
Circuit Length - 3.667 kilometres  
 Motopark  
 Oschersleben

# FIA GTC-TC'65 GTC-TC '76 Historic Touring and Grand Touring Cars

## Race 2 - Best Sector Times Report

SECTOR 1			SECTOR 2			IDEAL/BEST LAP COMPARISON				
POS	NO	TIME LAP	NO	TIME LAP	NO	NAME	IDEAL	BEST	LAP	DIFF
1	901	1:16.857 2	901	31.045 1	901	MALSBENDE	1:47.902	1:47.921	2	+ 0.019
2	902	1:18.041 2	902	31.126 1	902	SCHACHING	1:49.167	1:49.887	2	+ 0.720
3	955	1:19.357 12	361	31.513 9	361	HESCHI-GIL	1:51.288	1:51.622	13	+ 0.334
4	361	1:19.775 14	752	31.855 11	955	GROPPER	1:51.534	1:51.645	14	+ 0.111
5	752	1:20.232 14	955	32.177 13	752	GUSTAVSSO	1:52.087	1:52.444	14	+ 0.357
6	753	1:20.411 12	753	32.191 10	753	WARMENIU	1:52.602	1:52.761	14	+ 0.159
7	953	1:20.471 8	956	32.488 13	956	CHRISTEN	1:53.376	1:53.656	13	+ 0.280
8	956	1:20.888 14	905	32.795 9	953	VOGEL	1:53.563	1:53.563	8	+ 0.000
9	806	1:21.411 4	806	32.880 9	806	OEHME	1:54.291	1:54.519	4	+ 0.228
10	905	1:22.658 3	953	33.092 8	905	DERICHS	1:55.453	1:55.696	9	+ 0.243
11	952	1:23.384 9	952	33.948 11	952	DERICHS	1:57.332	1:57.645	16	+ 0.313

'Perfect Lap' - 1:47.902



Circuit Length - 3.667 kilometres  
Motopark  
Oschersleben

**FIA GTC-TC'65 GTC-TC '76 Historic Touring and Grand Touring Cars**  
**RACE 2 - LAP CHART**

Lap 1			Lap 2			Lap 3			Lap 4			Lap 5		
No	Behind	Laptime	No	Behind	Laptime	No	Behind	Laptime	No	Behind	Laptime	No	Behind	Laptime
951		1:46.458	951		1:47.123	951		1:46.898	951		1:47.177	951		1:50.252
901	1.539	1:47.997	901	2.337	1:47.921	901	4.773	1:49.334	901	9.944	1:52.348	901	12.773	1:53.081
902	4.176	1:50.634	902	6.940	1:49.887	902	11.849	1:51.807	902	22.492	1:57.820	753	31.891	1:53.488
752	8.299	1:54.757	753	15.646	1:53.270	753	22.043	1:53.295	753	28.655	1:53.789	902	32.765	2:00.525
753	9.499	1:55.957	752	16.297	1:55.121	752	24.606	1:55.207	752	32.271	1:54.842	752	35.641	1:53.622
953	12.431	1:58.889	953	20.098	1:54.790	953	29.085	1:55.885	953	37.995	1:56.087	953	43.763	1:56.020
806	13.739	2:00.197	955	20.595	1:53.717	361	29.984	1:55.940	955	38.484	1:55.406	955	43.992	1:55.760
955	14.001	2:00.459	361	20.942	1:53.839	955	30.255	1:56.558	361	38.555	1:55.748	361	44.220	1:55.917
361	14.226	2:00.684	956	23.157	1:54.404	956	31.242	1:54.983	956	39.245	1:55.180	956	44.527	1:55.534
905	15.729	2:02.187	806	23.291	1:56.675	806	32.978	1:56.585	806	40.320	1:54.519	806	45.624	1:55.556
956	15.876	2:02.334	905	25.438	1:56.832	905	34.282	1:55.742	905	42.893	1:55.788	905	48.677	1:56.036
952	19.799	2:06.257	952	33.159	2:00.483	952	44.957	1:58.696	952	56.703	1:58.923	952	1:06.018	1:59.567

**CAR 951 DISQUALIFIED - Stewards decision**  
**Weather/Track: Sun/Dry**

**FIA GTC-TC'65 GTC-TC '76 Historic Touring and Grand Touring Cars  
RACE 2 - LAP CHART**

(contd.)

Lap 6			Lap 7			Lap 8			Lap 9			Lap 10		
No	Behind	Laptime	No	Behind	Laptime	No	Behind	Laptime	No	Behind	Laptime	No	Behind	Laptime
951		1:49.459	951		1:47.877	951		1:47.825	951		1:48.397	951		1:47.750
901	18.860	1:55.546	901	24.659	1:53.676	901	28.998	1:52.164	901	34.939	1:54.338	901	41.862	1:54.673
753	35.828	1:53.396	753	41.260	1:53.309	753	46.812	1:53.377	753	51.994	1:53.579	753	57.654	1:53.410
752	40.181	1:53.999	752	47.159	1:54.855	752	53.086	1:53.752	752	58.271	1:53.582	752	1:03.567	1:53.046
955	48.876	1:54.343	955	53.205	1:52.206	955	58.578	1:53.198	955	1:02.602	1:52.421	955	1:08.101	1:53.249
953	49.790	1:55.486	361	56.406	1:54.135	953	1:02.245	1:53.563	361	1:06.018	1:51.954	361	1:10.079	1:51.811
361	50.148	1:55.387	953	56.507	1:54.594	361	1:02.461	1:53.880	953	1:09.212	1:55.364	953	1:16.600	1:55.138
956	50.542	1:55.474	956	57.944	1:55.279	956	1:05.295	1:55.176	806	1:14.863	1:55.447	806	1:22.375	1:55.262
806	51.918	1:55.753	806	1:00.189	1:56.148	806	1:07.813	1:55.449	905	1:22.060	1:55.696	905	1:30.317	1:56.007
905	55.380	1:56.162	905	1:05.258	1:57.755	905	1:14.761	1:57.328	956	1:34.827	2:17.929P			
902	1:06.557	2:23.251P	952	1:26.566	1:58.333	952	1:37.526	1:58.785	952	1:46.859	1:57.730			
952	1:16.110	1:59.551												

**CAR 951 DISQUALIFIED - Stewards decision**  
Weather/Track: Sun/Dry

# FIA GTC-TC'65 GTC-TC '76 Historic Touring and Grand Touring Cars

## RACE 2 - LAP CHART

(contd.)

Lap 11			Lap 12			Lap 13			Lap 14			Lap 15		
No	Behind	Laptime	No	Behind	Laptime	No	Behind	Laptime	No	Behind	Laptime	No	Behind	Laptime
951		1:49.278	951		1:49.851	951		2:03.005P	901		1:53.463	901		1:53.397
952	1 LAP	1:59.180	952	1 LAP	1:58.142	952	1 LAP	1:57.716	956	1 LAP	1:53.656	956	1 LAP	1:53.675
901	44.443	1:51.859	901	46.989	1:52.397	901	38.213	1:54.229	753	15.859	1:52.761	753	15.242	1:52.780
956	1 LAP	2:49.291	956	1 LAP	1:55.147	956	1 LAP	1:54.107	752	22.319	1:52.444	752	21.810	1:52.888
753	1:01.401	1:53.025	753	1:04.629	1:53.079	753	54.774	1:53.150	955	23.506	1:51.645	955	22.383	1:52.274
752	1:07.322	1:53.033	752	1:10.747	1:53.276	752	1:01.551	1:53.809	361	23.865	1:51.779	361	22.705	1:52.237
955	1:11.885	1:53.062	955	1:14.060	1:52.026	955	1:03.537	1:52.482	953	42.917	1:55.065	953	44.253	1:54.733
361	1:13.061	1:52.260	361	1:15.145	1:51.935	361	1:03.762	1:51.622	806	1:03.541	1:59.961	806	1:09.783	1:59.639
953	1:22.240	1:54.918	953	1:27.963	1:55.574	953	1:19.528	1:54.570	905	1:11.987	2:00.789	952	1:40.999	1:58.176
806	1:30.120	1:57.023	806	1:38.324	1:58.055	806	1:35.256	1:59.937	952	1:36.220	1:57.923	905	1:48.344	2:29.754
905	1:38.066	1:57.027	905	1:46.678	1:58.463	905	1:42.874	1:59.201						
						952	2:09.973	1:57.960						

**CAR 951 DISQUALIFIED - Stewards decision**  
**Weather/Track: Sun/Dry**

**FIA GTC-TC'65 GTC-TC '76 Historic Touring and Grand Touring Cars  
RACE 2 - LAP CHART**

(contd.)

Lap 16			Lap 17			Lap 18			Lap 19			Lap 20		
No	Behind	Laptime	No	Behind	Laptime	No	Behind	Laptime	No	Behind	Laptime	No	Behind	Laptime
901		1:57.523												
956	1 LAP	1:54.175												
753	11.367	1:53.648												
955	17.382	1:52.522												
752	18.183	1:53.896												
361	33.467	2:08.285												
953	41.995	1:55.265												
806	1:11.688	1:59.428												
952	1:41.121	1:57.645												
905	2:02.450	2:11.629												


**CAR 951 DISQUALIFIED - Stewards decision**  
Weather/Track: Sun/Dry

# FIA GTC-TC'65 GTC-TC '76 Historic Touring and Grand Touring Cars

## GRID FOR RACE 3

ROW 11	313	Ambrosi/Rossi			
ROW 10	310	Cajani/Somaschini		311	Zampatti/Antonacci
ROW 9	952	Derichs/Kubik		912	Alth
ROW 8	905	Derichs/Kubik		956	Christen/Muller
ROW 7	955	Gropper		953	Vogel/Muller
ROW 6	703	Bondesson		806	Oehme
ROW 5	751	Anton		753	Warmenius/Turebrand
ROW 4	902	Schachinger		752	Gustavsson/Gustavsson
ROW 3	701	Warmenius		901	Malsbenden
ROW 2	711	Nilsson		451	Gropper
ROW 1	851	Stein		951	Schachinger/Weissengruber

**POLE**



Weather/Track: Sun/Dry

Oschersleben  
Circuit Length = 3.6670 km.  
Start: 09:00 End: 09:30

Race Director:	Steward:	Timekeeper:
----------------	----------	-------------

# FIA GTC-TC'65 GTC-TC '76 Historic Touring and Grand Touring Cars

## RACE 3 CLASSIFICATION

POS	NO	CL	DRIVER(S)	CAR	TIME	LAPS	GAP	KPH	BEST
1	951	T25	Schachinger/Weissengruber	BMW 3.0 CSL	31:17.725	18		126.24	1:42.816
2	851	T24	Stein	Ford Escort RS	31:24.914	18	7.189	125.75	1:42.648
3	711	G10	Nilsson	Lotus Elan S2	31:44.466	18	26.741	124.46	1:44.524
4	701	G10	Warmenius	Lotus Elan	32:01.583	18	43.858	123.36	1:45.210
5	901	G12	Malsbenden	Chevrolet Corvette	32:57.174	18	1:39.449	119.89	1:47.158
6	752	T8	Gustavsson/Gustavsson	Ford Lotus Cortina	31:34.569	17	1 LAP	118.15	1:50.620
7	703	G10	Bondesson	Lotus Elan S2	31:53.494	17	1 LAP	116.98	1:50.581
8	753	T8	Warmenius/Turebrand	Ford Lotus Cortina	31:56.401	17	1 LAP	116.80	1:51.651
9	955	T10	Gropper	Ford Mustang	32:00.648	17	1 LAP	116.54	1:51.835
10	953	T10	Vogel/Muller	Ford Falcon Sprint	32:23.728	17	1 LAP	115.16	1:52.719
11	956	T10	Christen/Muller	Ford Mustang	32:24.121	17	1 LAP	115.13	1:52.256
12	806	G11	Oehme	Porsche 911	32:39.462	17	1 LAP	114.23	1:54.134
13	912	G12	Alth	Jaguar E-Type	31:36.934	16	2 LAPS	111.04	1:56.113
14	952	T10	Derichs/Kubik	Ford Mustang	31:51.280	16	2 LAPS	110.21	1:57.968
15	311	G1	Zampatti/Antonacci	Alfa Romeo 1900 CSS	29:21.893	13	5 LAPS	97.07	2:12.884

### NOT CLASSIFIED

313	G1	Ambrosi/Rossi	Alfa Romeo 1900 C	12:08.407	5	D.N.F.	89.82	2:17.531
310	G1	Cajani/Somaschini	Alfa Romeo 1900 C	4:49.606	2	D.N.F.	89.17	2:17.718

### FASTEST LAP

851	T24	Stein	Ford Escort RS	1:42.648	13	128.60kph	79.91mph
951	T25	Schachinger/Weissengruber	BMW 3.0 CSL	1:42.816	13	128.39kph	79.78mph
711	G10	Nilsson	Lotus Elan S2	1:44.524	17	126.29kph	78.47mph
901	G12	Malsbenden	Chevrolet Corvette	1:47.158	2	123.19kph	76.54mph
752	T8	Gustavsson/Gustavsson	Ford Lotus Cortina	1:50.620	8	119.33kph	74.15mph
955	T10	Gropper	Ford Mustang	1:51.835	2	118.04kph	73.34mph
806	G11	Oehme	Porsche 911	1:54.134	16	115.66kph	71.87mph
311	G1	Zampatti/Antonacci	Alfa Romeo 1900 CSS	2:12.884	9	99.34kph	61.73mph

Weather/Track: Sun/Dry

Oschersleben  
Circuit Length = 3.6670 km.  
Start: 08:39 End: 09:10

Race Director:	Steward:	Timekeeper:
----------------	----------	-------------

# FIA GTC-TC'65 GTC-TC '76 Historic Touring and Grand Touring Cars

## RACE 3 CLASSIFICATION - CLASS RESULTS

POS	NO	CL	DRIVER(S)	CAR	TIME	LAPS	GAP	KPH	BEST
1	951	T25	Schachinger/Weissengruber	BMW 3.0 CSL	31:17.725	18		126.24	1:42.816
				NOT CLASSIFIED					
				FASTEST LAP					
	951	T25	Schachinger/Weissengruber	BMW 3.0 CSL	1:42.816	13	128.39kph	79.78mph	

Weather/Track: Sun/Dry

Oschersleben  
 Circuit Length = 3.6670 km.  
 Start: 08:39 End: 09:10

Race Director:	Steward:	Timekeeper:
----------------	----------	-------------

# FIA GTC-TC'65 GTC-TC '76 Historic Touring and Grand Touring Cars

## RACE 3 CLASSIFICATION - CLASS RESULTS

(contd.)

POS	NO	CL	DRIVER(S)	CAR	TIME	LAPS	GAP	KPH	BEST
1	851	T24	Stein	Ford Escort RS	31:24.914	18		125.75	1:42.648
				NOT CLASSIFIED					
				FASTEST LAP					
	851	T24	Stein	Ford Escort RS	1:42.648	13	128.60kph		79.91mph

Weather/Track: Sun/Dry

Oschersleben  
Circuit Length = 3.6670 km.  
Start: 08:39 End: 09:10

Race Director:	Steward:	Timekeeper:
----------------	----------	-------------

# FIA GTC-TC'65 GTC-TC '76 Historic Touring and Grand Touring Cars

## RACE 3 CLASSIFICATION - CLASS RESULTS

(contd.)

POS	NO	CL	DRIVER(S)	CAR	TIME	LAPS	GAP	KPH	BEST
1	711	G10	Nilsson	Lotus Elan S2	31:44.466	18		124.46	1:44.524
2	701	G10	Warmenius	Lotus Elan	32:01.583	18	17.117	123.36	1:45.210
3	703	G10	Bondesson	Lotus Elan S2	31:53.494	17	1 LAP	116.98	1:50.581
				NOT CLASSIFIED					
				FASTEST LAP					
	711	G10	Nilsson	Lotus Elan S2	1:44.524	17	126.29kph	78.47mph	

Weather/Track: Sun/Dry

Oschersleben  
Circuit Length = 3.6670 km.  
Start: 08:39 End: 09:10

Race Director:	Steward:	Timekeeper:
----------------	----------	-------------

# FIA GTC-TC'65 GTC-TC '76 Historic Touring and Grand Touring Cars

## RACE 3 CLASSIFICATION - CLASS RESULTS

(contd.)

POS	NO	CL	DRIVER(S)	CAR	TIME	LAPS	GAP	KPH	BEST
1	901	G12	Malsbenden	Chevrolet Corvette	32:57.174	18		119.89	1:47.158
2	912	G12	Alth	Jaguar E-Type	31:36.934	16	2 LAPS	111.04	1:56.113
				NOT CLASSIFIED					
				FASTEST LAP					
901	G12	Malsbenden	Chevrolet Corvette	1:47.158	2	123.19kph	76.54mph		

Weather/Track: Sun/Dry

Oschersleben  
Circuit Length = 3.6670 km.  
Start: 08:39 End: 09:10

Race Director:	Steward:	Timekeeper:
----------------	----------	-------------

# FIA GTC-TC'65 GTC-TC '76 Historic Touring and Grand Touring Cars

## RACE 3 CLASSIFICATION - CLASS RESULTS

(contd.)

POS	NO	CL	DRIVER(S)	CAR	TIME	LAPS	GAP	KPH	BEST
1	752	T8	Gustavsson/Gustavsson	Ford Lotus Cortina	31:34.569	17		118.15	1:50.620
2	753	T8	Warmenius/Turebrand	Ford Lotus Cortina	31:56.401	17	21.832	116.80	1:51.651
				NOT CLASSIFIED					
				FASTEST LAP					
	752	T8	Gustavsson/Gustavsson	Ford Lotus Cortina	1:50.620	8	119.33kph	74.15mph	

Weather/Track: Sun/Dry

Oschersleben  
Circuit Length = 3.6670 km.  
Start: 08:39 End: 09:10

Race Director:	Steward:	Timekeeper:
----------------	----------	-------------

# FIA GTC-TC'65 GTC-TC '76 Historic Touring and Grand Touring Cars

## RACE 3 CLASSIFICATION - CLASS RESULTS

(contd.)

POS	NO	CL	DRIVER(S)	CAR	TIME	LAPS	GAP	KPH	BEST
1	955	T10	Gropper	Ford Mustang	32:00.648	17		116.54	1:51.835
2	953	T10	Vogel/Muller	Ford Falcon Sprint	32:23.728	17	23.080	115.16	1:52.719
3	956	T10	Christen/Muller	Ford Mustang	32:24.121	17	23.473	115.13	1:52.256
4	952	T10	Derichs/Kubik	Ford Mustang	31:51.280	16	1 LAP	110.21	1:57.968
				NOT CLASSIFIED					
				FASTEST LAP					
	955	T10	Gropper	Ford Mustang	1:51.835	2	118.04kph	73.34mph	

Weather/Track: Sun/Dry

Oschersleben  
Circuit Length = 3.6670 km.  
Start: 08:39 End: 09:10

Race Director:	Steward:	Timekeeper:
----------------	----------	-------------

# FIA GTC-TC'65 GTC-TC '76 Historic Touring and Grand Touring Cars

## RACE 3 CLASSIFICATION - CLASS RESULTS

(contd.)

POS	NO	CL	DRIVER(S)	CAR	TIME	LAPS	GAP	KPH	BEST
1	806	G11	Oehme	Porsche 911	32:39.462	17		114.23	1:54.134
				NOT CLASSIFIED					
				FASTEST LAP					
	806	G11	Oehme	Porsche 911	1:54.134	16	115.66kph		71.87mph

Weather/Track: Sun/Dry

Oschersleben  
Circuit Length = 3.6670 km.  
Start: 08:39 End: 09:10

Race Director:	Steward:	Timekeeper:
----------------	----------	-------------

# FIA GTC-TC'65 GTC-TC '76 Historic Touring and Grand Touring Cars

## RACE 3 CLASSIFICATION - CLASS RESULTS

(contd.)

POS	NO	CL	DRIVER(S)	CAR	TIME	LAPS	GAP	KPH	BEST
1	311	G1	Zampatti/Antonacci	Alfa Romeo 1900 CSS	29:21.893	13		97.07	2:12.884
				NOT CLASSIFIED					
	313	G1	Ambrosi/Rossi	Alfa Romeo 1900 C	12:08.407	5	D.N.F.	89.82	2:17.531
	310	G1	Cajani/Somaschini	Alfa Romeo 1900 C	4:49.606	2	D.N.F.	89.17	2:17.718
				FASTEST LAP					
	311	G1	Zampatti/Antonacci	Alfa Romeo 1900 CSS	2:12.884	9	99.34kph		61.73mph

Weather/Track: Sun/Dry

Oschersleben  
Circuit Length = 3.6670 km.  
Start: 08:39 End: 09:10

Race Director:	Steward:	Timekeeper:
----------------	----------	-------------

## FIA GTC-TC'65 GTC-TC '76 Historic Touring and Grand Touring Cars

### RACE 3 - SECTOR ANALYSIS

<b>310</b>	<b>Cajani/Somaschini</b>				Alfa Romeo 1900 C				<b>G1</b>
	1 - 1:00.962 108.7	49.988 129.0	40.938 116.6	2:31.888	2 - 50.427 113.4	48.470 131.8	<i>38.821 120.1</i>	<b>2:17.718</b>	
<b>311</b>	<b>Zampatti/Antonacci</b>				Alfa Romeo 1900 CSS				<b>G1</b>
	1 - 58.526 112.0	47.589 129.4	38.812 118.1	2:24.927	8 - 49.903 113.4	46.714 131.8	37.482 121.3	2:14.099	
	2 - 49.748 112.1	47.739 129.6	38.216 117.9	2:15.703	9 - 48.469 116.6	46.805 132.5	37.610 120.8	<b>2:12.884</b>	
	3 - 49.689 113.0	47.122 130.4	38.072 119.0	2:14.883	10 - 48.893 116.0	46.501 <i>133.1</i>	39.963 120.1	2:15.357	
	4 - 49.744 113.5	48.453 129.4	38.283 118.0	2:16.480	11 - 47.902 <i>117.7</i>	<i>46.054</i> 132.6	39.431 121.2	2:13.387	
	5 - 49.910 114.7	47.373 128.4	38.072 120.1	2:15.355	12 - 48.659 115.8	49.942 133.0	<i>37.225 121.6</i>	2:15.826	
	6 - 49.004 115.0	46.990 130.4	37.384 120.8	2:13.378	13 - <i>48.163</i> 116.6	46.852 127.9	41.202 108.2	2:16.217	
	7 - 48.634 114.5	46.929 128.7	37.834 119.8	2:13.397					
<b>313</b>	<b>Ambrosi/Rossi</b>				Alfa Romeo 1900 C				<b>G1</b>
	1 - 1:01.806 112.8	50.430 124.5	40.504 116.8	2:32.740	4 - 53.755 100.9	1:01.715 119.6	44.383 117.0	2:39.853	
	2 - 50.339 110.7	48.843 128.5	<i>38.664 118.4</i>	2:17.846	5 - <i>48.959</i> 115.2	<i>47.413</i> 129.3	44.065 117.3	2:20.437	
	3 - 49.047 <i>115.5</i>	48.104 <i>130.1</i>	40.380 117.3	<b>2:17.531</b>					
<b>701</b>	<b>Warmenius</b>				Lotus Elan				<b>G10</b>
	1 - 42.844 154.2	37.838 181.2	31.067 160.0	1:51.749	10 - 38.155 <i>157.6</i>	<i>36.726</i> 179.7	30.578 158.3	1:45.459	
	2 - 38.193 156.2	38.135 179.1	30.816 <i>162.1</i>	1:47.144	11 - 38.209 156.7	36.914 178.5	30.575 160.4	1:45.698	
	3 - 38.494 156.0	38.448 181.5	30.581 160.9	1:47.523	12 - 38.298 156.7	37.093 179.7	30.576 159.0	1:45.967	
	4 - 38.584 155.8	37.314 <i>182.1</i>	30.376 159.5	1:46.274	13 - 38.844 156.2	37.169 180.0	30.513 160.7	1:46.526	
	5 - 38.670 154.5	37.051 181.2	30.368 161.9	1:46.089	14 - 38.612 157.2	37.344 180.3	30.841 160.9	1:46.797	
	6 - 38.144 157.4	36.915 180.9	<i>30.151</i> 161.6	<b>1:45.210</b>	15 - 38.913 155.6	37.411 180.3	32.371 156.7	1:48.695	
	7 - <i>38.081</i> 156.9	36.859 180.0	30.402 159.2	1:45.342	16 - 38.607 155.8	37.340 176.4	30.800 158.3	1:46.747	
	8 - 38.201 156.0	36.935 179.1	30.462 161.4	1:45.598	17 - 38.750 152.1	37.323 178.5	31.245 155.6	1:47.318	
	9 - 38.206 156.9	36.869 181.2	30.496 160.0	1:45.571	18 - 39.806 155.6	37.086 <i>182.1</i>	30.984 154.7	1:47.876	
<b>703</b>	<b>Bondesson</b>				Lotus Elan S2				<b>G10</b>
	1 - 45.486 149.7	40.044 171.7	33.120 159.0	1:58.650	10 - 39.891 151.2	39.630 <i>176.7</i>	32.524 159.5	1:52.045	
	2 - 40.944 152.9	39.385 174.4	32.798 159.5	1:53.127	11 - 39.901 151.6	39.323 171.9	32.448 159.0	1:51.672	
	3 - 40.629 149.1	40.181 166.9	32.944 160.2	1:53.754	12 - 39.972 150.2	39.426 174.7	31.979 160.2	1:51.377	
	4 - 40.386 150.4	39.616 168.2	34.130 158.8	1:54.132	13 - 41.031 151.2	39.506 168.7	32.551 160.7	1:53.088	
	5 - 40.319 150.6	39.915 175.8	32.710 159.7	1:52.944	14 - <i>39.789</i> 151.4	39.207 168.2	32.413 159.0	1:51.409	
	6 - 40.191 150.4	39.819 170.8	32.913 159.2	1:52.923	15 - 40.160 152.3	<i>38.479</i> 174.4	31.942 160.4	<b>1:50.581</b>	
	7 - 40.355 150.6	39.373 173.9	32.471 160.0	1:52.199	16 - 40.335 <i>156.5</i>	38.769 175.8	<i>31.814</i> 158.1	1:50.918	
	8 - 39.978 150.4	39.422 176.4	32.572 159.5	1:51.972	17 - 39.866 151.2	39.419 176.1	31.971 <i>161.6</i>	1:51.256	
	9 - 39.826 151.6	39.261 175.3	32.360 159.0	1:51.447					

Weather/Track: Sun/Dry

www.mstworld.com

Page 1 of 5

Oschersleben  
Circuit Length = 3.6670 km.  
Start: 08:39 End: 09:10  
Printed - 09:14 Sunday, 02 July 2006

# FIA GTC-TC'65 GTC-TC '76 Historic Touring and Grand Touring Cars

## RACE 3 - SECTOR ANALYSIS

(contd.)

<b>711 Nilsson</b>				<b>Lotus Elan S2</b>				<b>G10</b>			
1 -	41.940	151.6	37.480 181.2	31.121 157.4	1:50.541	10 -	37.909 152.9	36.827 181.5	30.463 158.5	1:45.199	
2 -	38.153	151.8	36.895 181.8	30.809 157.8	1:45.857	11 -	37.731 152.9	37.070 179.4	30.827 157.6	1:45.628	
3 -	38.177	152.5	37.129 182.4	30.693 157.4	1:45.999	12 -	38.123 152.5	37.085 180.3	<b>30.187</b> 158.3	1:45.395	
4 -	38.115	152.5	36.866 182.4	30.841 158.1	1:45.822	13 -	37.764 153.4	37.105 180.0	30.394 158.3	1:45.263	
5 -	38.106	153.1	37.317 182.1	30.555 158.1	1:45.978	14 -	37.932 153.6	37.326 <b>182.7</b>	31.172 157.8	1:46.430	
6 -	37.735	154.0	36.701 181.2	30.619 157.6	1:45.055	15 -	38.111 152.7	37.237 178.5	30.405 158.5	1:45.753	
7 -	37.653	153.1	36.683 181.2	30.465 157.6	1:44.801	16 -	37.943 152.5	<b>36.576</b> 182.1	30.234 <b>159.5</b>	1:44.753	
8 -	37.696	154.0	37.210 181.8	30.512 158.5	1:45.418	17 -	<b>37.462</b> 154.2	36.717 181.5	30.345 <b>159.5</b>	<b>1:44.524</b>	
9 -	37.763	153.8	37.150 181.5	30.435 159.2	1:45.348	18 -	37.729 <b>155.3</b>	37.548 178.5	31.425 135.3	1:46.702	
<b>752 Gustavsson/Gustavsson</b>				<b>Ford Lotus Cortina</b>				<b>T8</b>			
1 -	44.148	144.3	38.550 164.1	32.186 147.7	1:54.884	10 -	40.339 143.6	38.763 163.1	31.825 148.9	1:50.927	
2 -	40.311	143.8	38.584 163.6	31.948 147.3	1:50.843	11 -	40.202 144.7	38.724 162.6	31.950 148.3	1:50.876	
3 -	40.271	144.1	38.803 163.6	31.795 148.3	1:50.869	12 -	40.634 144.1	38.739 162.6	31.901 148.1	1:51.274	
4 -	40.316	143.0	38.741 164.6	32.468 148.9	1:51.525	13 -	40.401 144.5	38.683 163.1	31.885 149.1	1:50.969	
5 -	40.282	143.8	38.879 163.3	31.891 148.7	1:51.052	14 -	40.518 144.0	38.820 162.8	31.894 148.3	1:51.232	
6 -	40.719	142.1	38.486 163.8	32.047 148.3	1:51.252	15 -	40.496 145.1	39.895 <b>165.8</b>	31.923 <b>150.4</b>	1:52.314	
7 -	40.576	143.2	38.773 162.1	31.846 148.7	1:51.195	16 -	41.387 <b>145.9</b>	<b>38.480</b> 164.8	32.125 147.7	1:51.992	
8 -	<b>40.196</b>	145.1	38.676 162.8	<b>31.748</b> 149.5	<b>1:50.620</b>	17 -	40.611 144.5	38.798 163.6	32.302 148.7	1:51.711	
9 -	40.282	144.1	38.930 160.7	31.822 149.3	1:51.034						
<b>753 Warmenius/Turebrand</b>				<b>Ford Lotus Cortina</b>				<b>T8</b>			
1 -	44.765	<b>144.1</b>	39.225 162.6	32.519 <b>148.3</b>	1:56.509	10 -	40.799 139.7	39.067 163.3	32.249 145.1	1:52.115	
2 -	<b>40.165</b>	143.4	<b>38.955</b> 164.1	32.531 146.3	<b>1:51.651</b>	11 -	41.028 139.8	39.160 162.4	32.553 144.9	1:52.741	
3 -	40.501	141.3	39.068 164.1	32.375 145.7	1:51.944	12 -	40.821 140.0	39.393 161.9	32.656 144.1	1:52.870	
4 -	40.779	140.8	39.054 163.8	32.559 145.5	1:52.392	13 -	40.787 143.6	39.679 <b>165.3</b>	32.778 144.9	1:53.244	
5 -	40.807	140.2	39.109 162.6	32.387 145.5	1:52.303	14 -	40.927 140.6	39.455 163.6	32.609 144.0	1:52.991	
6 -	40.652	139.8	39.219 161.9	32.429 145.1	1:52.300	15 -	40.690 142.2	39.361 164.1	32.332 145.7	1:52.383	
7 -	40.628	140.6	39.403 162.1	32.414 146.9	1:52.445	16 -	41.022 142.8	40.054 164.6	32.346 147.3	1:53.422	
8 -	40.732	142.2	39.297 163.6	32.287 145.9	1:52.316	17 -	40.831 140.4	39.421 164.8	32.229 145.9	1:52.481	
9 -	41.061	139.8	39.174 162.4	<b>32.059</b> 145.7	1:52.294						

Weather/Track: Sun/Dry

www.mstworld.com

Page 2 of 5

Oschersleben  
Circuit Length = 3.6670 km.  
Start: 08:39 End: 09:10

Printed - 09:14 Sunday, 02 July 2006

# FIA GTC-TC'65 GTC-TC '76 Historic Touring and Grand Touring Cars

## RACE 3 - SECTOR ANALYSIS

(contd.)

806 Oehme				Porsche 911				G11											
1 -	47.982	139.1		40.627	166.9	33.285	146.3	2:01.894		10 -	41.002	142.2		40.364	168.7	33.090	148.1	1:54.456	
2 -	41.613	142.1		40.447	167.9	33.166	147.3	1:55.226		11 -	<b>40.845</b>	142.2		40.622	169.5	32.986	148.3	1:54.453	
3 -	41.906	139.7		40.224	167.4	33.307	147.1	1:55.437		12 -	41.473	143.2		40.586	169.5	32.908	148.7	1:54.967	
4 -	41.196	142.4		<b>40.003</b>	168.2	32.979	145.9	1:54.178		13 -	41.387	144.5		42.369	154.2	33.002	147.1	1:56.758	
5 -	41.115	142.8		40.727	169.2	33.124	148.3	1:54.966		14 -	42.072	139.3		40.555	169.5	32.851	147.9	1:55.478	
6 -	40.934	144.1		40.352	167.4	32.939	<b>149.5</b>	1:54.225		15 -	41.436	141.9		40.593	169.5	32.972	148.5	1:55.001	
7 -	41.271	141.7		40.417	166.1	33.350	147.1	1:55.038		16 -	41.087	<b>145.9</b>		40.273	<b>170.3</b>	<b>32.774</b>	148.9	<b>1:54.134</b>	
8 -	41.159	143.2		40.343	167.4	32.964	148.9	1:54.466		17 -	41.271	145.3		40.194	169.2	33.104	149.1	1:54.569	
9 -	40.985	143.0		40.364	167.1	32.867	148.9	1:54.216											

851 Stein				Ford Escort RS				T24											
1 -	40.621	151.2		37.399	183.3	30.171	163.3	1:48.191		10 -	37.569	154.9		36.023	182.4	29.616	162.6	1:43.208	
2 -	38.313	154.0		36.534	182.7	30.340	163.3	1:45.187		11 -	37.966	152.9		36.248	181.5	29.663	<b>163.8</b>	1:43.877	
3 -	38.766	154.7		37.050	182.7	30.449	161.4	1:46.265		12 -	37.301	154.9		36.261	179.7	30.459	160.4	1:44.021	
4 -	38.249	<b>155.6</b>		<b>35.878</b>	<b>187.1</b>	30.397	159.7	1:44.524		13 -	<b>36.924</b>	<b>155.6</b>		36.167	181.8	29.557	162.4	<b>1:42.648</b>	
5 -	37.848	155.1		36.098	184.3	29.770	163.3	1:43.716		14 -	38.657	151.8		36.987	182.1	29.691	161.1	1:45.335	
6 -	37.761	154.9		36.166	183.6	<b>29.468</b>	163.6	1:43.395		15 -	37.399	154.0		36.821	181.2	29.581	161.1	1:43.801	
7 -	38.256	153.1		36.613	180.6	29.706	160.9	1:44.575		16 -	37.269	154.2		36.934	179.7	30.783	160.7	1:44.986	
8 -	37.609	154.2		36.734	180.3	30.434	162.4	1:44.777		17 -	38.377	151.0		36.889	180.0	30.476	160.7	1:45.742	
9 -	37.443	154.0		36.221	182.4	29.637	161.1	1:43.301		18 -	38.028	150.4		37.732	176.7	31.605	135.8	1:47.365	

901 Malsbenden				Chevrolet Corvette				G12											
1 -	42.128	168.4		<b>37.648</b>	<b>191.4</b>	31.377	177.9	1:51.153		10 -	39.087	163.6		38.384	175.3	31.472	177.9	1:48.943	
2 -	<b>38.151</b>	167.1		37.863	185.8	31.144	178.2	<b>1:47.158</b>		11 -	38.783	155.1		38.759	171.7	31.457	177.6	1:48.999	
3 -	38.591	165.8		38.028	181.8	<b>30.890</b>	178.2	1:47.509		12 -	39.040	154.9		38.223	182.7	31.577	177.3	1:48.840	
4 -	38.569	165.6		38.284	186.2	36.833	171.4	1:53.686		13 -	39.012	162.6		38.287	170.8	32.111	166.9	1:49.410	
5 -	40.420	156.7		38.925	182.1	31.582	176.1	1:50.927		14 -	40.267	155.3		38.659	181.2	32.009	175.0	1:50.935	
6 -	38.889	<b>169.5</b>		38.564	177.9	31.657	175.8	1:49.110		15 -	39.703	159.7		38.632	176.7	31.808	176.4	1:50.143	
7 -	39.474	159.0		38.724	179.4	31.524	176.4	1:49.722		16 -	39.231	162.4		38.799	174.4	31.903	<b>178.8</b>	1:49.933	
8 -	39.680	161.4		38.427	176.7	31.613	177.0	1:49.720		17 -	39.725	156.7		38.701	168.4	31.698	177.6	1:50.124	
9 -	39.240	164.6		38.643	183.0	31.736	175.0	1:49.619		18 -	40.019	155.8		38.853	176.4	32.371	168.4	1:51.243	

Weather/Track: Sun/Dry

www.mstworld.com

Page 3 of 5

Oschersleben  
Circuit Length = 3.6670 km.  
Start: 08:39 End: 09:10

Printed - 09:14 Sunday, 02 July 2006

# FIA GTC-TC'65 GTC-TC '76 Historic Touring and Grand Touring Cars

## RACE 3 - SECTOR ANALYSIS

(contd.)

912 Alth				Jaguar E-Type				G12			
1 -	49.290	143.0	41.148 154.9	33.937 150.6	2:04.375	9 -	43.713 147.5	41.547 163.8	33.352 150.4	1:58.612	
2 -	43.393	140.6	41.222 163.3	34.152 148.7	1:58.767	10 -	42.989 143.4	40.953 169.0	33.541 148.3	1:57.483	
3 -	44.400	140.8	41.815 161.1	33.758 148.5	1:59.973	11 -	42.982 144.1	41.173 169.0	33.094 151.8	1:57.249	
4 -	43.880	145.1	41.278 161.9	33.529 148.5	1:58.687	12 -	43.928 143.2	40.882 168.4	33.076 150.4	1:57.886	
5 -	43.967	145.1	41.666 163.8	33.887 149.5	1:59.520	13 -	42.732 <b>148.3</b>	40.500 <b>170.8</b>	<b>32.950</b> 151.6	1:56.182	
6 -	43.546	145.5	41.959 165.1	34.651 148.5	2:00.156	14 -	43.237 144.3	40.813 169.5	33.314 149.3	1:57.364	
7 -	43.595	145.7	41.392 168.2	33.302 149.5	1:58.289	15 -	<b>42.621</b> 139.5	41.319 168.4	33.423 150.8	1:57.363	
8 -	43.669	147.7	41.443 163.6	33.803 148.3	1:58.915	16 -	43.124 147.9	<b>39.931</b> 169.2	33.058 <b>152.1</b>	<b>1:56.113</b>	
951 Schachinger/Weissengruber				BMW 3.0 CSL				T25			
1 -				1:47.762	10 -				1:43.756		
2 -				1:45.245	11 -				1:43.309		
3 -				1:46.271	12 -				1:43.773		
4 -				1:44.219	13 -				<b>1:42.816</b>		
5 -				1:43.948	14 -				1:43.825		
6 -				1:43.493	15 -				1:43.256		
7 -				1:43.584	16 -				1:44.547		
8 -				1:44.936	17 -				1:44.462		
9 -				1:43.371	18 -				1:45.152		
952 Derichs/Kubik				Ford Mustang				T10			
1 -	50.340	141.3	42.237 161.4	34.547 147.1	2:07.124	9 -	<b>42.378</b> 141.1	41.456 167.1	34.134 146.9	<b>1:57.968</b>	
2 -	43.070	140.9	42.096 167.7	34.586 147.9	1:59.752	10 -	43.106 143.2	41.529 169.8	34.162 147.1	1:58.797	
3 -	42.979	142.1	41.964 170.3	33.978 148.3	1:58.921	11 -	42.835 141.5	41.430 166.9	34.038 146.7	1:58.303	
4 -	43.075	142.1	41.691 162.6	34.390 147.9	1:59.156	12 -	42.918 140.4	41.757 167.9	34.197 145.9	1:58.872	
5 -	43.083 <b>143.8</b>	41.783 166.6	34.362 146.9	1:59.228	13 -	43.190 141.3	41.549 168.7	33.912 146.5	1:58.651		
6 -	43.235 142.8	41.824 167.4	33.965 <b>148.9</b>	1:59.024	14 -	43.370 141.5	42.007 151.2	34.508 146.5	1:59.885		
7 -	43.130 140.6	41.494 166.4	34.789 146.7	1:59.413	15 -	43.029 139.3	<b>41.352</b> <b>170.6</b>	<b>33.831</b> 146.7	1:58.212		
8 -	42.444 142.1	41.834 169.2	33.977 148.5	1:58.255	16 -	43.180 139.7	42.381 166.4	34.158 145.7	1:59.719		

Weather/Track: Sun/Dry

www.mstworld.com

Page 4 of 5

Oschersleben  
Circuit Length = 3.6670 km.  
Start: 08:39 End: 09:10

Printed - 09:14 Sunday, 02 July 2006

# FIA GTC-TC'65 GTC-TC '76 Historic Touring and Grand Touring Cars

## RACE 3 - SECTOR ANALYSIS

(contd.)

953 Vogel/Muller				Ford Falcon Sprint				T10			
1 -	46.887	153.4	39.514 182.4	32.721 <b>166.9</b>	1:59.122	10 -	40.543	157.6	40.180 180.6	33.020 163.3	1:53.743
2 -	41.104	156.2	39.906 177.6	33.302 163.1	1:54.312	11 -	41.110	158.3	40.125 175.3	33.624 160.9	1:54.859
3 -	40.963	155.3	<b>39.232</b> <b>183.9</b>	32.680 166.1	1:52.875	12 -	40.497	154.5	39.863 180.9	33.003 161.1	1:53.363
4 -	<b>40.297</b>	156.5	39.503 178.8	33.844 163.3	1:53.644	13 -	40.714	157.2	39.803 167.4	34.011 161.6	1:54.528
5 -	41.344	157.8	39.361 177.0	32.808 163.6	1:53.513	14 -	41.008	155.3	39.757 181.8	34.344 162.6	1:55.109
6 -	40.980	156.0	40.011 <b>183.9</b>	<b>32.385</b> 166.6	1:53.376	15 -	41.141	155.8	40.322 183.6	33.354 164.1	1:54.817
7 -	40.570	<b>159.2</b>	39.392 <b>183.9</b>	32.757 162.1	<b>1:52.719</b>	16 -	41.323	158.5	40.582 180.9	33.658 158.5	1:55.563
8 -	40.408	158.3	40.619 178.2	33.324 164.1	1:54.351	17 -	40.644	156.5	40.508 183.0	32.909 160.7	1:54.061
9 -	41.071	157.6	39.794 178.8	32.908 163.6	1:53.773						

955 Gropper				Ford Mustang				T10			
1 -	46.306	142.2	39.349 <b>176.1</b>	32.510 152.1	1:58.165	10 -	40.903	141.5	38.922 166.9	32.405 143.2	1:52.230
2 -	40.610	<b>146.5</b>	38.866 172.5	32.359 152.3	<b>1:51.835</b>	11 -	40.954	142.8	39.226 166.6	32.846 147.3	1:53.026
3 -	<b>40.397</b>	144.9	38.966 170.6	32.497 143.8	1:51.860	12 -	40.751	144.7	39.034 168.2	32.680 147.7	1:52.465
4 -	41.088	144.5	39.063 168.2	32.508 <b>152.9</b>	1:52.659	13 -	40.890	145.9	39.801 170.6	32.337 149.1	1:53.028
5 -	40.453	145.3	39.003 167.4	32.414 151.4	1:51.870	14 -	40.895	142.1	39.767 168.2	32.474 146.3	1:53.136
6 -	40.739	142.4	39.801 168.2	32.408 148.1	1:52.948	15 -	41.408	143.6	39.191 165.8	32.728 144.3	1:53.327
7 -	41.078	145.5	38.860 166.4	32.349 146.7	1:52.287	16 -	40.933	141.5	39.233 165.8	32.754 143.4	1:52.920
8 -	41.160	140.9	38.895 166.9	<b>32.219</b> 145.1	1:52.274	17 -	41.446	138.1	39.457 162.6	33.146 139.1	1:54.049
9 -	41.142	145.3	<b>38.816</b> 166.9	32.611 145.9	1:52.569						

956 Christen/Muller				Ford Mustang				T10			
1 -	50.396	151.0	39.965 163.6	32.911 155.3	2:03.272	10 -	40.612	155.3	40.609 170.3	32.527 156.7	1:53.748
2 -	41.168	152.3	39.997 158.5	32.737 158.3	1:53.902	11 -	41.184	155.6	40.337 160.4	34.358 154.2	1:55.879
3 -	40.722	155.3	39.728 174.4	32.424 160.2	1:52.874	12 -	41.642	154.2	39.544 176.1	32.499 156.0	1:53.685
4 -	40.940	154.2	39.464 <b>178.2</b>	<b>32.153</b> 157.2	1:52.557	13 -	40.847	154.2	39.922 157.6	33.941 152.9	1:54.710
5 -	40.689	155.3	<b>39.300</b> 157.2	32.574 157.4	1:52.563	14 -	<b>40.438</b>	154.7	39.477 167.7	33.873 160.9	1:53.788
6 -	40.541	156.2	39.331 172.5	32.442 160.7	1:52.314	15 -	41.018	154.9	40.366 174.7	33.208 161.1	1:54.592
7 -	40.507	155.1	39.436 177.0	32.313 161.1	<b>1:52.256</b>	16 -	41.484	152.7	40.628 174.4	32.973 159.7	1:55.085
8 -	40.588	<b>157.2</b>	40.581 153.1	33.460 157.6	1:54.629	17 -	41.608	151.4	40.306 168.4	32.659 157.4	1:54.573
9 -	40.963	156.7	40.105 166.4	32.626 <b>161.4</b>	1:53.694						

Weather/Track: Sun/Dry

www.mstworld.com

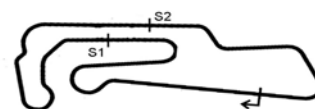
Page 5 of 5

Oschersleben  
Circuit Length = 3.6670 km.  
Start: 08:39 End: 09:10

Printed - 09:14 Sunday, 02 July 2006

## FIA GTC-TC'65 GTC-TC '76 Historic Touring and Grand Touring Cars Race 3 - Best Sector Speeds Report

SECTOR 1				SECTOR 2				SECTOR 3				
POS	NO	NAME	SPEED	LAP	NO	NAME	SPEED	LAP	NO	NAME	SPEED	LAP
1	901	MALSBENDEN	169.5	6	901	MALSBENDEN	191.4	1	901	MALSBENDEN	178.8	16
2	953	VOGEL	159.2	7	851	STEIN	187.1	4	953	VOGEL	166.9	1
3	701	WARMENIUS	157.6	10	953	VOGEL	183.9	3	851	STEIN	163.8	11
4	956	CHRISTEN	157.2	8	711	NILSSON	182.7	14	701	WARMENIUS	162.1	2
5	703	BONDESSON	156.5	16	701	WARMENIUS	182.1	4	703	BONDESSON	161.6	17
6	851	STEIN	155.6	4	956	CHRISTEN	178.2	4	956	CHRISTEN	161.4	9
7	711	NILSSON	155.3	18	703	BONDESSON	176.7	10	711	NILSSON	159.5	16
8	912	ALTH	148.3	13	955	GROPPER	176.1	1	955	GROPPER	152.9	4
9	955	GROPPER	146.5	2	912	ALTH	170.8	13	912	ALTH	152.1	16
10	752	GUSTAVSSON	145.9	16	952	DERICHS	170.6	15	752	GUSTAVSSON	150.4	15
11	806	OEHME	145.9	16	806	OEHME	170.3	16	806	OEHME	149.5	6
12	753	WARMENIUS	144.1	1	752	GUSTAVSSON	165.8	15	952	DERICHS	148.9	6
13	952	DERICHS	143.8	5	753	WARMENIUS	165.3	13	753	WARMENIUS	148.3	1
14	311	ZAMPATTI	117.7	11	311	ZAMPATTI	133.1	10	311	ZAMPATTI	121.6	12
15	313	AMBROSI	115.5	3	310	CAJANI	131.8	2	310	CAJANI	120.1	2
16	310	CAJANI	113.4	2	313	AMBROSI	130.1	3	313	AMBROSI	118.4	2

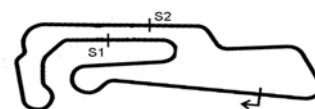


Circuit Length - 3.667 kilometres  
Motopark  
Oschersleben

## FIA GTC-TC'65 GTC-TC '76 Historic Touring and Grand Touring Cars Race 3 - Best Sector Times Report

POS	NO	SECTOR 1			SECTOR 2			SECTOR 3			NAME	IDEAL/BEST LAP COMPARISON			
		TIME	LAP	NO	TIME	LAP	NO	TIME	LAP	NO		IDEAL	BEST	LAP	DIFF
1	851	36.924	13	851	35.878	4	851	29.468	6	851	STEIN	1:42.270	1:42.648	13	+ 0.378
2	711	37.462	17	711	36.576	16	701	30.151	6	711	NILSSON	1:44.225	1:44.524	17	+ 0.299
3	701	38.081	7	701	36.726	10	711	30.187	12	701	WARMENIU	1:44.958	1:45.210	6	+ 0.252
4	901	38.151	2	901	37.648	1	901	30.890	3	901	MALSBENDE	1:46.689	1:47.158	2	+ 0.469
5	703	39.789	14	703	38.479	15	752	31.748	8	703	BONDESSON	1:50.082	1:50.581	15	+ 0.499
6	753	40.165	2	752	38.480	16	703	31.814	16	752	GUSTAVSSO	1:50.424	1:50.620	8	+ 0.196
7	752	40.196	8	955	38.816	9	753	32.059	9	753	WARMENIU	1:51.179	1:51.651	2	+ 0.472
8	953	40.297	4	753	38.955	2	956	32.153	4	955	GROPPER	1:51.432	1:51.835	2	+ 0.403
9	955	40.397	3	953	39.232	3	955	32.219	8	956	CHRISTEN	1:51.891	1:52.256	7	+ 0.365
10	956	40.438	14	956	39.300	5	953	32.385	6	953	VOGEL	1:51.914	1:52.719	7	+ 0.805
11	806	40.845	11	912	39.931	16	806	32.774	16	806	OEHME	1:53.622	1:54.134	16	+ 0.512
12	952	42.378	9	806	40.003	4	912	32.950	13	912	ALTH	1:55.502	1:56.113	16	+ 0.611
13	912	42.621	15	952	41.352	15	952	33.831	15	952	DERICHS	1:57.561	1:57.968	9	+ 0.407
14	311	47.902	11	311	46.054	11	311	37.225	12	311	ZAMPATTI	2:11.181	2:12.884	9	+ 1.703
15	313	48.959	5	313	47.413	5	313	38.664	2	313	AMBROSI	2:15.036	2:17.531	3	+ 2.495
16	310	50.427	2	310	48.470	2	310	38.821	2	310	CAJANI	2:17.718	2:17.718	2	+ 0.000

'Perfect Lap' - 1:42.270



Circuit Length - 3.667 kilometres  
Motopark  
Oschersleben

# FIA GTC-TC'65 GTC-TC '76 Historic Touring and Grand Touring Cars

## RACE 3 - LAP CHART

Lap 1			Lap 2			Lap 3			Lap 4			Lap 5		
No	Behind	Laptime	No	Behind	Laptime	No	Behind	Laptime	No	Behind	Laptime	No	Behind	Laptime
951		1:47.762	951		1:45.245	951		1:46.271	951		1:44.219	951		1:43.948
851	0.429	1:48.191	851	0.371	1:45.187	851	0.365	1:46.265	851	0.670	1:44.524	851	0.438	1:43.716
711	2.779	1:50.541	711	3.391	1:45.857	711	3.119	1:45.999	313	1 LAP	2:17.531	711	6.752	1:45.978
901	3.391	1:51.153	901	5.304	1:47.158	901	6.542	1:47.509	711	4.722	1:45.822	701	11.334	1:46.089
701	3.987	1:51.749	701	5.886	1:47.144	701	7.138	1:47.523	701	9.193	1:46.274	901	22.988	1:50.927
752	7.122	1:54.884	752	12.720	1:50.843	752	17.318	1:50.869	901	16.009	1:53.686	311	1 LAP	2:16.480
753	8.747	1:56.509	753	15.153	1:51.651	753	20.826	1:51.944	752	24.624	1:51.525	752	31.728	1:51.052
955	10.403	1:58.165	955	16.993	1:51.835	955	22.582	1:51.860	753	28.999	1:52.392	753	37.354	1:52.303
703	10.888	1:58.650	703	18.770	1:53.127	703	26.253	1:53.754	955	31.022	1:52.659	955	38.944	1:51.870
953	11.360	1:59.122	953	20.427	1:54.312	953	27.031	1:52.875	703	36.166	1:54.132	703	45.162	1:52.944
806	14.132	2:01.894	806	24.113	1:55.226	956	30.770	1:52.874	953	36.456	1:53.644	953	46.021	1:53.513
956	15.510	2:03.272	956	24.167	1:53.902	806	33.279	1:55.437	956	39.108	1:52.557	956	47.723	1:52.563
912	16.613	2:04.375	912	30.135	1:58.767	912	43.837	1:59.973	806	43.238	1:54.178	806	54.256	1:54.966
952	19.362	2:07.124	952	33.869	1:59.752	952	46.519	1:58.921	912	58.305	1:58.687	313	1 LAP	2:39.853
311	37.165	2:24.927	311	1:07.623	2:15.703	311	1:36.235	2:14.883	952	1:01.456	1:59.156	912	1:13.877	1:59.520
310	44.126	2:31.888	310	1:16.599	2:17.718							952	1:16.736	1:59.228
313	44.978	2:32.740	313	1:17.579	2:17.846									

Weather/Track: Sun/Dry

www.mstworld.com

Page 1 of 4

Oschersleben  
Circuit Length = 3.6670 km.  
Start: 08:39 End: 09:10

Printed - 09:15 Sunday, 02 July 2006

# FIA GTC-TC'65 GTC-TC '76 Historic Touring and Grand Touring Cars

## RACE 3 - LAP CHART

(contd.)

Lap 6			Lap 7			Lap 8			Lap 9			Lap 10		
No	Behind	Laptime	No	Behind	Laptime	No	Behind	Laptime	No	Behind	Laptime	No	Behind	Laptime
951		1:43.493	951		1:43.584	951		1:44.936	951		1:43.371	951		1:43.756
851	0.340	1:43.395	851	1.331	1:44.575	912	1 LAP	1:58.289	851	1.102	1:43.301	851	0.554	1:43.208
711	8.314	1:45.055	711	9.531	1:44.801	851	1.172	1:44.777	311	2 LAPS	2:13.397	711	13.433	1:45.199
701	13.051	1:45.210	701	14.809	1:45.342	952	1 LAP	1:59.413	711	11.990	1:45.348	701	19.374	1:45.459
901	28.605	1:49.110	901	34.743	1:49.722	711	10.013	1:45.418	912	1 LAP	1:58.915	912	1 LAP	1:58.612
752	39.487	1:51.252	752	47.098	1:51.195	701	15.471	1:45.598	701	17.671	1:45.571	952	1 LAP	1:57.968
753	46.161	1:52.300	753	55.022	1:52.445	901	39.527	1:49.720	952	1 LAP	1:58.255	311	2 LAPS	2:14.099
955	48.399	1:52.948	955	57.102	1:52.287	752	52.782	1:50.620	901	45.775	1:49.619	901	50.962	1:48.943
703	54.592	1:52.923	703	1:03.207	1:52.199	753	1:02.402	1:52.316	752	1:00.445	1:51.034	752	1:07.616	1:50.927
953	55.904	1:53.376	953	1:05.039	1:52.719	955	1:04.440	1:52.274	753	1:11.325	1:52.294	753	1:19.684	1:52.115
311	1 LAP	2:15.355	956	1:05.216	1:52.256	703	1:10.243	1:51.972	955	1:13.638	1:52.569	955	1:22.112	1:52.230
956	56.544	1:52.314	806	1:16.442	1:55.038	953	1:14.454	1:54.351	703	1:18.319	1:51.447	703	1:26.608	1:52.045
806	1:04.988	1:54.225	311	1 LAP	2:13.378	956	1:14.909	1:54.629	953	1:24.856	1:53.773	953	1:34.843	1:53.743
912	1:30.540	2:00.156				806	1:25.972	1:54.466	956	1:25.232	1:53.694	956	1:35.224	1:53.748
952	1:32.267	1:59.024							806	1:36.817	1:54.216			
313	1 LAP	2:20.437												

Weather/Track: Sun/Dry

www.mstworld.com

Page 2 of 4

Oschersleben  
Circuit Length = 3.6670 km.  
Start: 08:39 End: 09:10

Printed - 09:15 Sunday, 02 July 2006

# FIA GTC-TC'65 GTC-TC '76 Historic Touring and Grand Touring Cars

## RACE 3 - LAP CHART

(contd.)

Lap 11			Lap 12			Lap 13			Lap 14			Lap 15		
No	Behind	Laptime	No	Behind	Laptime	No	Behind	Laptime	No	Behind	Laptime	No	Behind	Laptime
951		1:43.309	951		1:43.773	951		1:42.816	951		1:43.825	951		1:43.256
851	1.122	1:43.877	851	1.370	1:44.021	851	1.202	1:42.648	851	2.712	1:45.335	851	3.257	1:43.801
806	1 LAP	1:54.456	953	1 LAP	1:54.859	953	1 LAP	1:53.363	753	1 LAP	1:53.244	753	1 LAP	1:52.991
711	15.752	1:45.628	956	1 LAP	1:55.879	956	1 LAP	1:53.685	955	1 LAP	1:53.028	955	1 LAP	1:53.136
701	21.763	1:45.698	806	1 LAP	1:54.453	711	19.821	1:45.263	703	1 LAP	1:53.088	703	1 LAP	1:51.409
912	1 LAP	1:57.483	711	17.374	1:45.395	806	1 LAP	1:54.967	711	22.426	1:46.430	711	24.923	1:45.753
952	1 LAP	1:58.797	701	23.957	1:45.967	701	27.667	1:46.526	953	1 LAP	1:54.528	953	1 LAP	1:55.109
901	56.652	1:48.999	912	1 LAP	1:57.249	901	1:08.313	1:49.410	956	1 LAP	1:54.710	701	36.078	1:48.695
311	2 LAPS	2:12.884	901	1:01.719	1:48.840	912	1 LAP	1:57.886	311	3 LAPS	2:13.387	956	1 LAP	1:53.788
752	1:15.183	1:50.876	952	1 LAP	1:58.303	952	1 LAP	1:58.872	701	30.639	1:46.797	806	1 LAP	1:55.478
753	1:29.116	1:52.741	752	1:22.684	1:51.274	752	1:30.837	1:50.969	806	1 LAP	1:56.758	311	3 LAPS	2:15.826
955	1:31.829	1:53.026	753	1:38.213	1:52.870				901	1:15.423	1:50.935	901	1:22.310	1:50.143
703	1:34.971	1:51.672	955	1:40.521	1:52.465				912	1 LAP	1:56.182	912	1 LAP	1:57.364
			703	1:42.575	1:51.377				952	1 LAP	1:58.651			
			311	2 LAPS	2:15.357				752	1:38.244	1:51.232			

Weather/Track: Sun/Dry

www.mstworld.com

Page 3 of 4

Oschersleben  
Circuit Length = 3.6670 km.  
Start: 08:39 End: 09:10

Printed - 09:15 Sunday, 02 July 2006

**FIA GTC-TC'65 GTC-TC '76 Historic Touring and Grand Touring Cars  
RACE 3 - LAP CHART**

(contd.)

Lap 16			Lap 17			Lap 18			Lap 19			Lap 20		
No	Behind	Laptime	No	Behind	Laptime	No	Behind	Laptime	No	Behind	Laptime	No	Behind	Laptime
951		1:44.547	951		1:44.462	951		1:45.152						
752	1 LAP	1:52.314	851	4.976	1:45.742	851	7.189	1:47.365						
851	3.696	1:44.986	912	2 LAPS	1:57.363	752	1 LAP	1:51.711						
952	2 LAPS	1:59.885	752	1 LAP	1:51.992	912	2 LAPS	1:56.113						
753	1 LAP	1:52.383	952	2 LAPS	1:58.212	711	26.741	1:46.702						
703	1 LAP	1:50.581	711	25.191	1:44.524	952	2 LAPS	1:59.719						
711	25.129	1:44.753	703	1 LAP	1:50.918	703	1 LAP	1:51.256						
955	1 LAP	1:53.327	753	1 LAP	1:53.422	753	1 LAP	1:52.481						
701	38.278	1:46.747	955	1 LAP	1:52.920	955	1 LAP	1:54.049						
953	1 LAP	1:54.817	701	41.134	1:47.318	701	43.858	1:47.876						
956	1 LAP	1:54.592	956	1 LAP	1:55.085	953	1 LAP	1:54.061						
806	1 LAP	1:55.001	953	1 LAP	1:55.563	956	1 LAP	1:54.573						
901	1:27.696	1:49.933	806	1 LAP	1:54.134	806	1 LAP	1:54.569						
311	3 LAPS	2:16.217	901	1:33.358	1:50.124	901	1:39.449	1:51.243						


Weather/Track: Sun/Dry

www.mstworld.com

Page 4 of 4

Oschersleben  
Circuit Length = 3.6670 km.  
Start: 08:39 End: 09:10  
Printed - 09:15 Sunday, 02 July 2006

# FIA GTC-TC'65 GTC-TC '76 Historic Touring and Grand Touring Cars GRID FOR RACE 4 - AMENDED

ROW 3	952	Derichs/Kubik	360	Alth
ROW 2	753	Turebrand	955	Gropper
ROW 1	851	Stein	701	Warmenius
<b>POLE</b>				
				

Weather/Track: Sun/Dry

Oschersleben  
Circuit Length = 3.6670 km.  
Start: 08:39 End: 09:10

Race Director:	Steward:	Timekeeper:
----------------	----------	-------------